

# Measure T

Madera County  $\frac{1}{2}$  Cent Sales Tax  
for Transportation

## ***Previous Measure A 1990 - 2005***

- Measure A “sunset” in September 2005. Revenues exceeded \$65 million
- Measure A leveraged an additional \$50 million in State and Federal funds



## ***Success of the Previous Measure A Program***

- SR 41 Freeway – San Joaquin River Bridge
- Road 222 – Cheppo Saddle
- Ave 17 – Widening
- Road 26 – Widening
- Road 200 - Reconstruction
- Schnoor Ave Bridge
- Howard Road – Widening
- Olive Ave Widening
- Cleveland Ave Widening
- Chowchilla – Reconstruct various streets

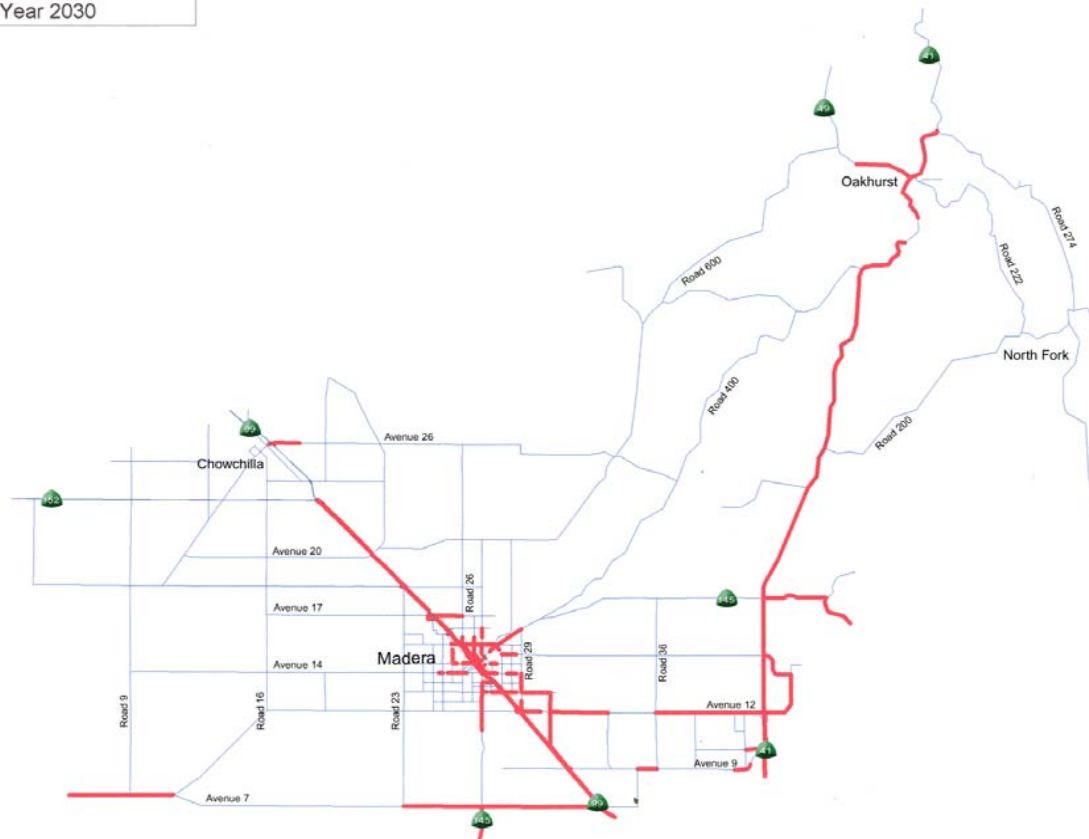
# ***Measure T 1/2 Cent Transportation Sales Tax Investment Plan***



# ***Needs – Deficient Roadways***

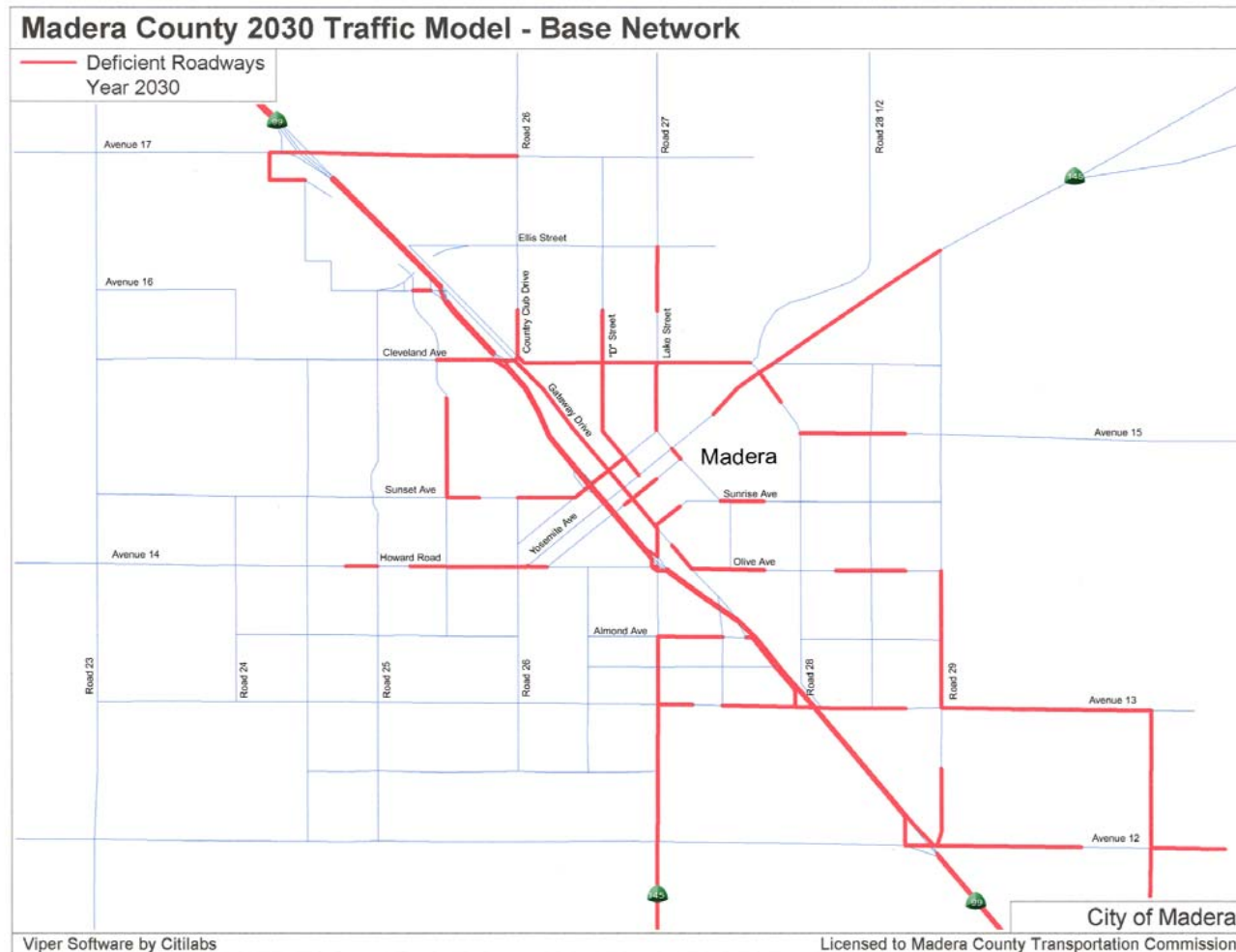
**Madera County 2030 Traffic Model - Base Network**

— Deficient Roadways  
Year 2030

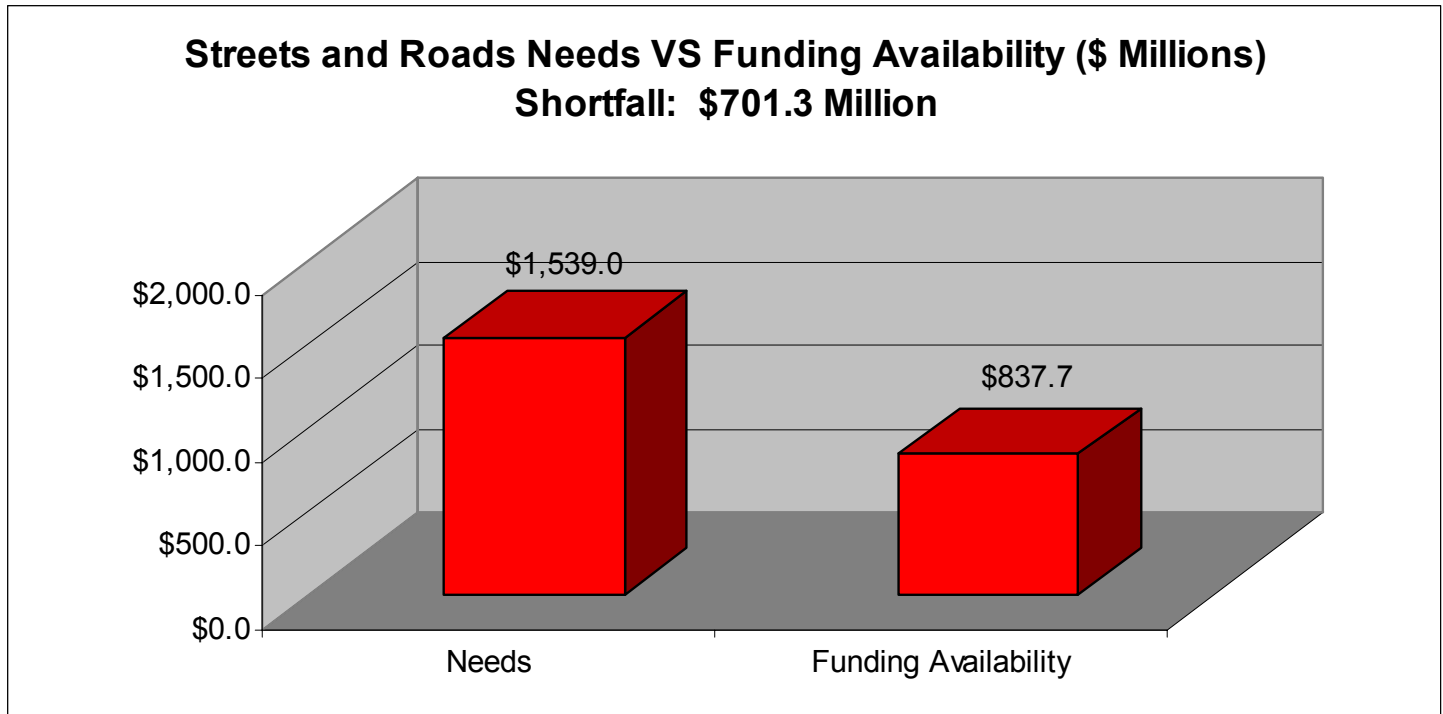


County of Madera

# ***Needs – Deficient Roadways***



# ***Needs – Funding Availability***



# ***Measure T Steering Committee***

- Madera ADA Advisory Council
- Madera County Farm Bureau
- Business – Chamber of Commerce
- Madera Citizens
- Madera County Sheriff's Department
- Madera County
- Madera Redevelopment Agency
- Labor/Construction Industry
- Oakhurst Citizens
- Cities of Chowchilla and Madera





## ***Core Values of Voters***

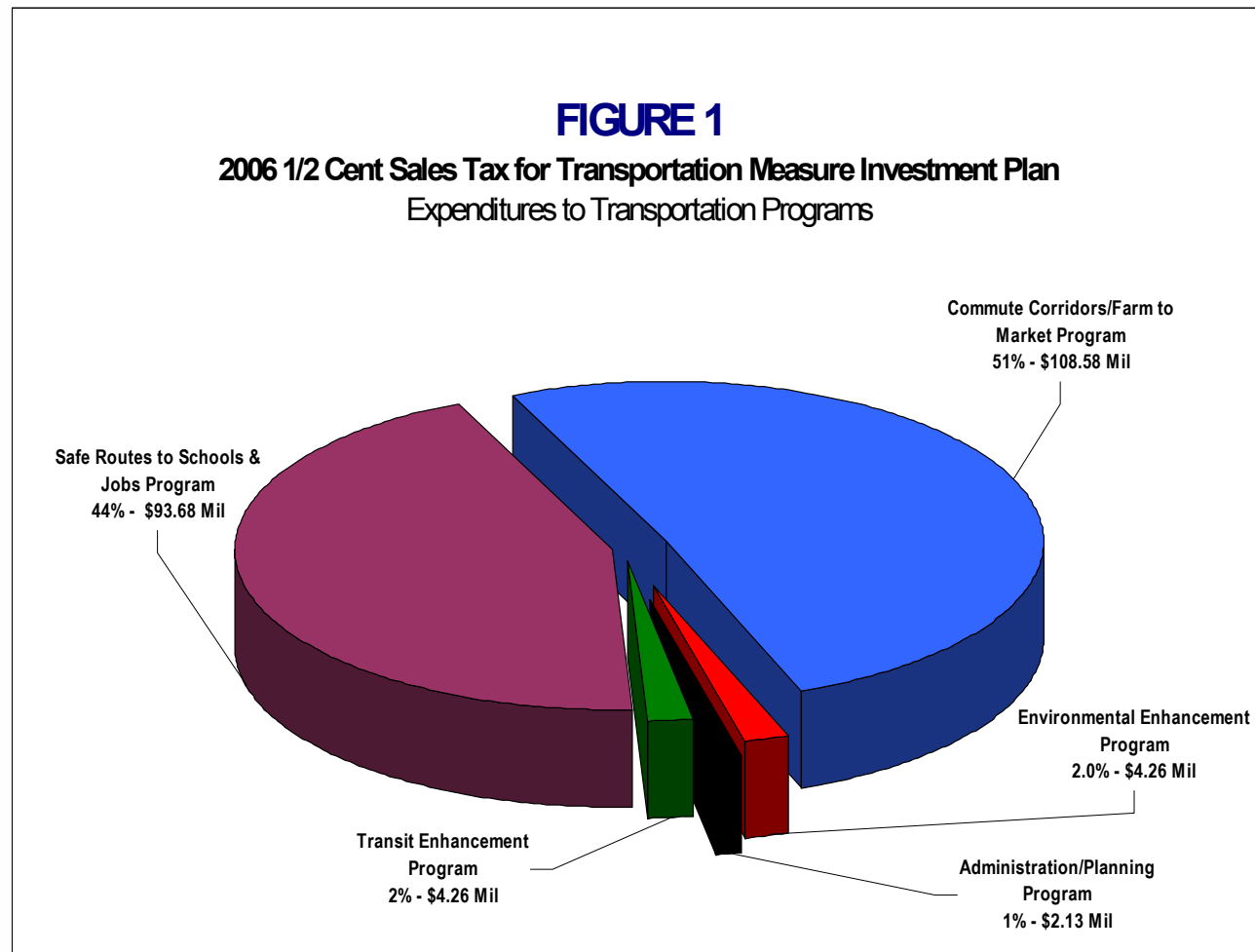
- Maintain a strong economy
- Improve existing streets and roads
- Improved air quality
- Enhanced public safety
- Leverage other funds
- Local control



## ***Differences from Previous Measure A***

- Citizens' Oversight Committee
- MCTA and MCTC can manage the delivery of projects
- Focus is on maintenance of the existing street and road system
- Recognizes the needs of farming, and improved access to schools and jobs

# New Measure "T" Funding Allocation Programs



**TABLE 1**  
**NEW MEASURE 1/2 CENT SALES TAX FOR TRANSPORTATION - 20 YEARS - MADERA COUNTY**  
**Multi-Modal Funding Program**

*Approved by the Steering Committee on March 16, 2006/Approved by the Local Agencies in June 2006*

NEW MEASURE "C" SALES TAX REVENUE	% OF TOTAL	20 YEAR FUNDING TOTAL <sup>*1</sup>	FUNDS ALLOCATED TO MADERA COUNTY <sup>*2</sup>	FUNDS ALLOCATED TO CITY OF CHOWCHILLA <sup>*2</sup>	FUNDS ALLOCATED TO CITY OF MADERA <sup>*2</sup>	AVERAGE ANNUAL FUNDING TOTAL <sup>*3</sup>
<i>Allocations rounded to nearest \$100,000</i>	100.00%	\$212,900,000	57.77%	6.17%	36.06%	\$10,645,000
<b>FUNDING PROGRAMS (Reference Program Definitions and Details)</b>						
<b>1. Commute Corridors/Farm to Market Program (Regional Transportation Program)<sup>*4 *5 *6</sup></b>	<b>51.00%</b>	<b>\$108,579,000</b>	<b>\$62,726,088</b>	<b>\$6,699,324</b>	<b>\$39,153,587</b>	<b>\$5,428,950</b>
Regional Streets and Highways Program <sup>*7</sup>	26.00%	\$55,354,000	Projects are prioritized on a "regional" basis			\$2,767,700
Regional Rehabilitation/Reconstruction/Maintenance Program <sup>*8</sup>	25.00%	\$53,225,000	\$30,748,083	\$1,897,157	\$19,192,935	\$2,661,250
<b>2. Safe Routes to School &amp; Jobs Program (Local Transportation Program)<sup>*6</sup></b>	<b>44.00%</b>	<b>\$93,676,000</b>	<b>\$54,116,625</b>	<b>\$5,779,809</b>	<b>\$33,779,566</b>	<b>\$4,683,800</b>
<i>Local Allocation</i>						
Street Maintenance <sup>*9</sup>	13.00%	\$27,677,000	\$15,989,003	\$1,707,671	\$9,980,326	\$1,383,850
County Maintenance District/City Street Supplemental Maintenance Funding Program <sup>*10</sup>	8.75%	\$18,628,750	\$10,761,829	\$1,149,394	\$6,717,527	\$931,438
Flexible	21.75%	\$46,305,750	\$26,750,832	\$2,857,065	\$16,697,853	\$2,315,288
ADA Compliance	0.50%	\$1,064,500	\$614,962	\$65,680	\$383,859	\$53,225
<b>3. Transit Enhancement Program</b>	<b>2.00%</b>	<b>\$4,258,000</b>	<b>\$2,459,847</b>	<b>\$262,719</b>	<b>\$1,535,435</b>	<b>\$212,900</b>
Madera County	1.06%	\$2,254,859	\$2,254,859	\$0	\$0	\$112,743
City of Madera	0.66%	\$1,407,482	\$0	\$0	\$1,407,482	\$70,374
City of Chowchilla	0.11%	\$240,825	\$0	\$240,825	\$0	\$12,041
<b>Subtotal (Transit Agencies)</b>	<b>1.83%</b>	<b>\$3,903,167</b>	<b>\$2,254,859</b>	<b>\$240,825</b>	<b>\$1,407,482</b>	<b>\$195,158</b>
ADA / Seniors / Paratransit	0.17%	\$354,833	\$204,987	\$21,893	\$127,953	\$17,742
<b>4. Environmental Enhancement Program<sup>*11</sup></b>	<b>2.00%</b>	<b>\$4,258,000</b>	<b>\$2,459,847</b>	<b>\$262,719</b>	<b>\$1,535,435</b>	<b>\$212,900</b>
<i>Environmental Mitigation, Air Quality, Bicycle/Pedestrian Facilities &amp; Car/Van Pools Programs</i>						
<b>5. Administration/Planning Program</b>	<b>1.00%</b>	<b>\$2,129,000</b>	<b>N/A</b>	<b>N/A</b>	<b>N/A</b>	<b>\$106,450</b>
MCTA	1.00%	\$2,129,000	N/A	N/A	N/A	\$106,450
<b>TOTAL:</b>	<b>100.00%</b>	<b>\$212,900,000</b>	<b>\$121,762,407</b>	<b>\$13,004,571</b>	<b>\$76,004,023</b>	<b>\$10,645,000</b>
Total Funding available for street & highway rehabilitation/reconstruction/maintenance:	59.75%	\$127,207,750	\$73,487,917	\$7,848,718	\$45,871,115	\$6,360,388
		<b>Local Agency Allocation</b>	<b>57.77%</b>	<b>6.17%</b>	<b>36.06%</b>	



***Commute Corridors/Farm to Market  
Program \$108,650,000 – 51%***

<b>Regional Streets and Highways Program (26% of the Measure)</b>	<b>\$55,354,000</b>
<b>Regional Rehabilitation, Reconstruction and Maintenance Program (25% of the Measure)</b>	<b>\$53,225,000</b>

## ***Safe Routes to School and Jobs Program \$93,700,000 – 44%***

<b>Local Allocation</b>		<b>\$93,700,000</b>
	<b>Street Maintenance (13% of the Measure)</b>	<b>\$27,677,000</b>
	<b>County Maintenance District/City Street Supplemental Maintenance Funding (8.75% of the Measure)</b>	<b>\$18,628,750</b>
	<b>Flexible Funding (21.75% of the Measure)</b>	<b>\$46,300,000</b>
	<b>ADA compliance (.5% of the Measure)</b>	<b>\$1,000,000</b>

## ***Transit Enhancement Program*** ***\$4.3 million - 2%***

<b>Public Transit Agencies</b>		<b>\$4,258,000</b>
	<b>Madera County (1.06% of the Measure)</b>	<b>\$2,250,000</b>
	<b>City of Madera (.66% of the Measure)</b>	<b>\$1,400,000</b>
	<b>City of Chowchilla (.11% of the Measure)</b>	<b>\$240,000</b>
<b>ADA / Seniors / Paratransit (.17% of the Measure)</b>		<b>\$355,000</b>



***Environmental Enhancement***  
***\$4,300,000 – 2%***

Improve air quality and the environment through environmental mitigation, air quality, Bicycle/pedestrian Facilities, and Car/vanpools
--

\$4,300,000
-------------

***Administration & Planning***  
***\$2,150,000 – 1%***

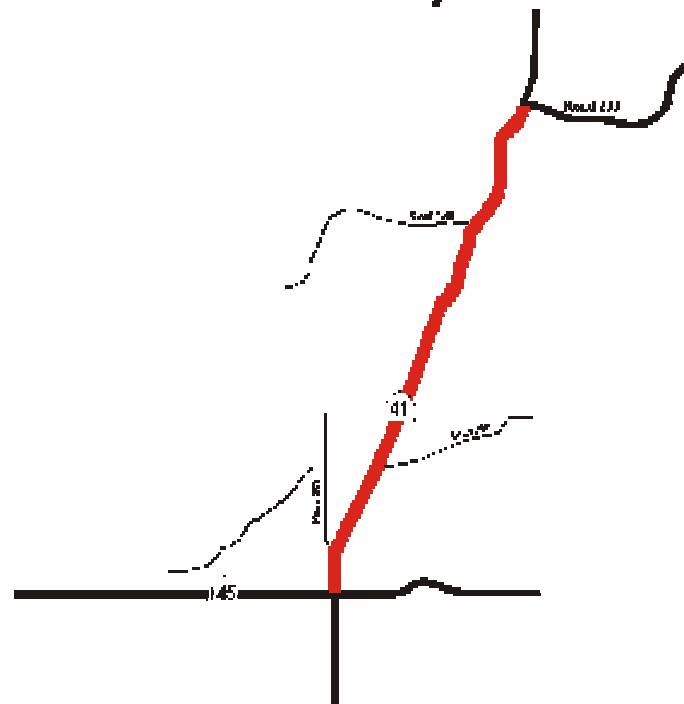
Madera County Transportation Authority (MCTA)
---

\$2,150,000
-------------





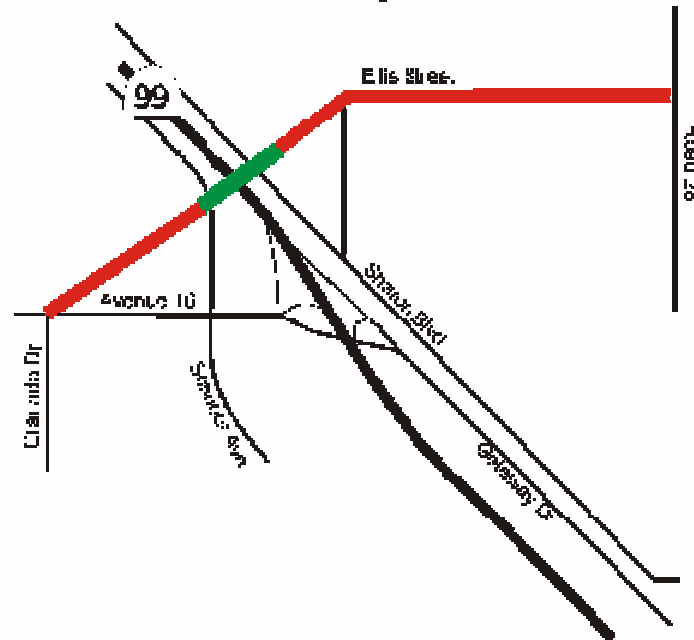
**FIGURE 1**  
**Measure T**  
**Regional Streets & Highways Subprogram**  
**Tier 1 Projects**



**PROJECT 1A**  
**SR 41**  
**BETWEEN SR 145 AND ROAD 200**

 Construct Passing Lanes

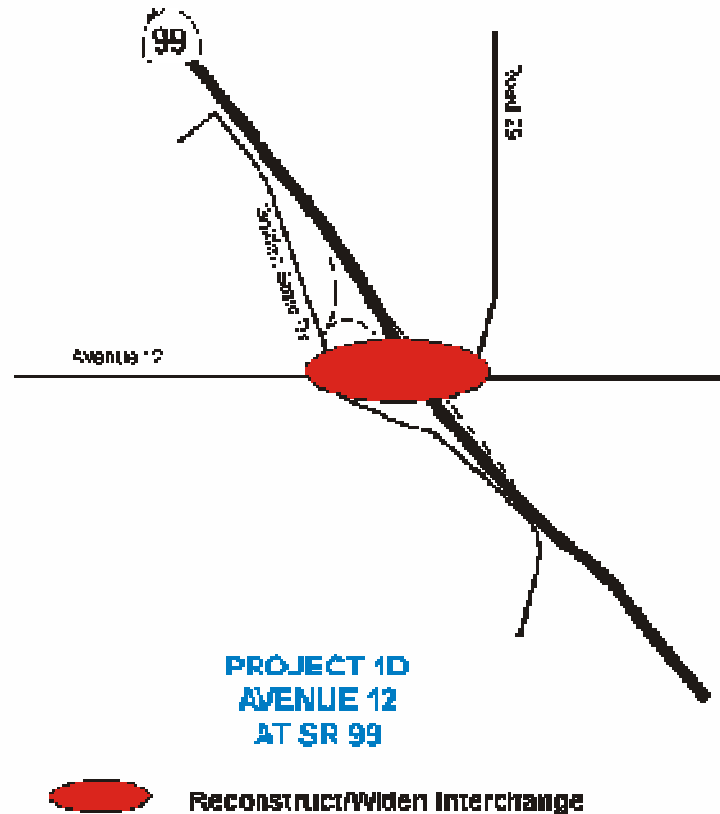
**FIGURE 7**  
**Measure T**  
**Regional Streets & Highways Subprogram**  
**Tier 1 Projects**



**PROJECT 1G**  
**ELLIS ST/AVENUE 16**  
**BETWEEN GRANADA AND ROAD 26**  
**WITH NEW SR 99 OVERCROSSING**

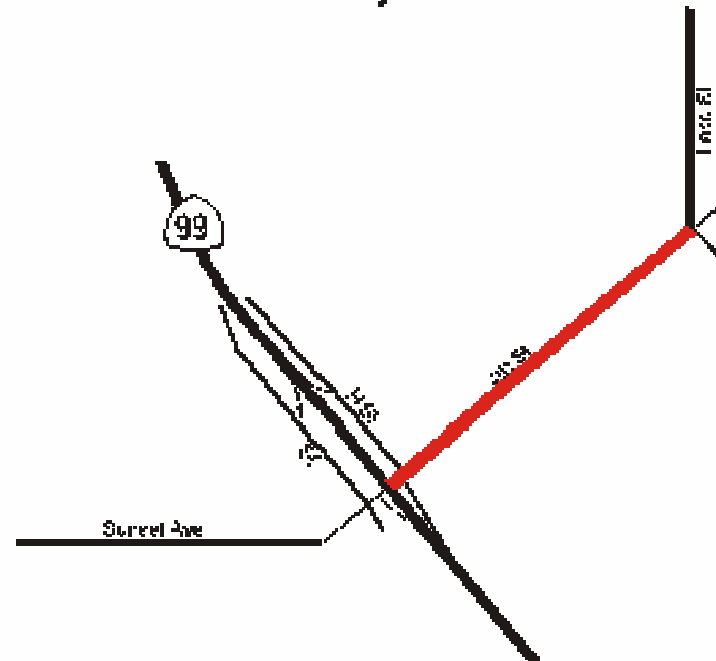
-  Reconstruct/Extend Street
-  Construct Overcrossing

**FIGURE 4**  
**Measure T**  
**Regional Streets & Highways Subprogram**  
**Tier 1 Projects**





**FIGURE 14**  
**Measure T**  
**Regional Streets & Highways Subprogram**  
**Tier 1 Projects**

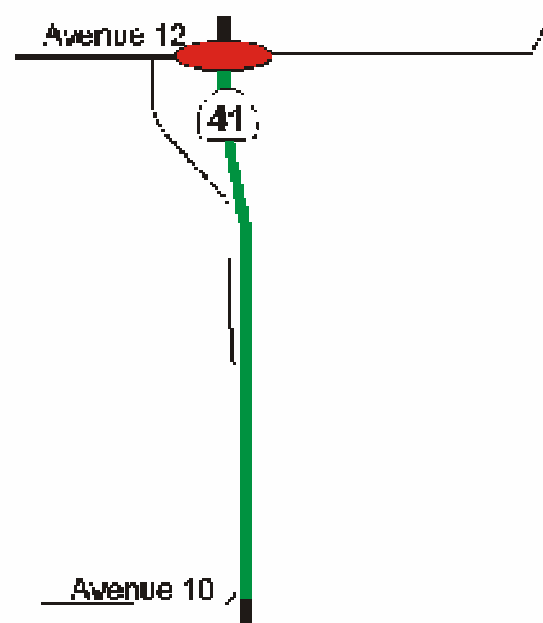


**PROJECT 1N**  
**4TH AVENUE**  
**BETWEEN SR 99 AND LAKE ST**

 **Reconstruct/Widen From 2 to 4 Lanes with Railroad Crossing**



**FIGURE 5**  
**Measure T**  
**Regional Streets & Highways Subprogram**  
**Tier 1 Projects**

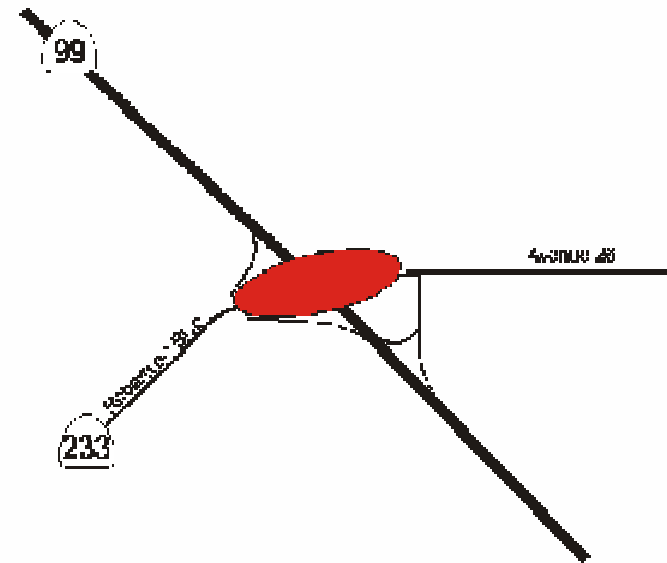


**PROJECT 1E**  
**SR 41**  
**AVENUE 10 TO AVENUE 12 WITH**  
**INTERCHANGE @ AVENUE 12**

-  Build Interchange
-  Extend Freeway



**FIGURE 6**  
**Measure T**  
**Regional Streets & Highways Subprogram**  
**Tier 1 Projects**



**PROJECT 1F**  
**SR 233**  
**AT SR 99**

 **Reconstruct/Widen Interchange**



## ***Measure T Project Managers***

Keith Helmuth, City of Madera 559-661-5418

Johaness Hoeverz, County of Madera 559-675-7811

Ellen Bitter, City of Chowchilla 559-665-8816

***For Detailed Information Call:***



***(559) 675-0721***

***[www.maderactc.org](http://www.maderactc.org)***