



2001 Howard Road, Suite 201
Madera, California 93637

Office: 559-675-0721 Fax: 559-675-9328
Website: www.maderactc.org

MEETING NOTICE

Date: Wednesday, November 22, 2017
Time: 3:00 P.M.
Place: Madera County Transportation Commission
 Conference Room
 2001 Howard Road, Suite 201
 Second Floor – Citizens Business Bank Bldg.

Agenda

Item	Description	Enclosure	Action
MCTC sitting as the Transportation Policy Committee			
I.	PLEDGE OF ALLEGIANCE		
II.	PUBLIC COMMENT This time is made available for comments from the public on matters within the Board’s jurisdiction that are not on the agenda. Each speaker will be limited to three (3) minutes. Attention is called to the fact that the Board is prohibited by law from taking any substantive action on matters discussed that are not on the agenda, and no adverse conclusions should be drawn if the Board does not respond to the public comment at this time. It is requested that no comments be made during this period on items that are on today’s agenda. Members of the public may comment on any item that is on today’s agenda when the item is called and should notify the Chairman of their desire to address the Board when that agenda item is called.		
III.	TRANSPORTATION CONSENT ITEMS All items on the consent agenda are considered to be routine and non-controversial by MCTC staff and will be approved by one motion if no member of the Committee or public wishes to comment or ask questions. If comment or discussion is desired by anyone, the item will be removed from the consent agenda and will be considered in the listed sequence with an opportunity for any member of the public to address the Committee concerning the item before action is taken.		
	A. 2017 Annual Listing of Projects	Yes	Info/Disc
	B. 2018 Meeting Schedule	Yes	Info/Disc
IV.	TRANSPORTATION ACTION/DISCUSSION ITEMS		
	A. DRAFT 2017 Federal Transportation Improvement Program Amendment No. 8, 2014 Regional Transportation Plan Amendment No. 2, and corresponding Conformity Analysis for 2014 RTP/2017 FTIP – Resolution 17-11	Website	Approve
	B. Public Hearing: 2017 Federal Transportation Improvement Program – Resolution 2016-12 Amendment No. 9	Yes	Approve
	C. 2018 Madera County Regional Transportation Improvement Program (RTIP) – Resolution 17-10	Yes	Approve

D. Transportation Funding Programs Update	No	Info/Disc
E. Sacramento Valley Voice Trip – March 7, 2018	No	Info/Disc
F. Letter of Support – San Joaquin Joint Powers Authority and the San Joaquin Rail Commission Grant Application	No	Approve

MCTC Sitting as the Madera County Transportation Commission

V. REAFFIRM ALL ACTIONS TAKEN WHILE SITTING AS THE TRANSPORTATION POLICY COMMITTEE	No	Reaffirm
---	----	----------

VI. ADMINISTRATIVE CONSENT ITEMS

All items on the consent agenda are considered to be routine and non-controversial by MCTC staff and will be approved by one motion if no member of the Committee or public wishes to comment or ask questions. If comment or discussion is desired by anyone, the item will be removed from the consent agenda and will be considered in the listed sequence with an opportunity for any member of the public to address the Committee concerning the item before action is taken.

A. Executive Minutes – October 18, 2017	Yes	Approve
B. Transportation Development Act (LTF) – Allocations, LTF Resolution 17-08 Amendment No.2	Yes	Approve
C. Transportation Development Act (STA) – Apportionment, STA Resolution 17-05 Amendment No. 1	Yes	Approve
D. State of Good Repair (SGR) Program Apportionment	Yes	Approve
E. State of Good Repair (SGR) Authorized Agent, Certifications and Assurances – Resolution 17-12	Yes	Approve

VII. ADMINISTRATIVE ACTION/DISCUSSION ITEMS

A. Award Contract – Triennial Performance Audit	No	Award
---	----	-------

MCTC Sitting as the Madera County 2006 Transportation Authority

VIII. AUTHORITY – ADMINISTRATIVE CONSENT ITEMS

All items on the consent agenda are considered to be routine and non-controversial by MCTC staff and will be approved by one motion if no member of the Committee or public wishes to comment or ask questions. If comment or discussion is desired by anyone, the item will be removed from the consent agenda and will be considered in the listed sequence with an opportunity for any member of the public to address the Committee concerning the item before action is taken.

None

IX. AUTHORITY – ACTION/DISCUSSION ITEMS

A. Citizens’ Oversight Committee – Member Appointment	Yes	Appoint
B. SB 1 Local Partnership Program	No	Approve

X. Miscellaneous

A. Items from Caltrans	No	Info/Disc
B. Items from Staff	No	Info/Disc
C. Items from Commissioners	No	Info/Disc

XI. Adjournment

***Items listed above as information still leave the option for guidance/direction actions by the Board.**

Annotated Agenda

Madera County Transportation Commission November 22, 2017 Meeting

- I. PLEDGE OF ALLEGIANCE
- II. PUBLIC COMMENT
- III. TRANSPORTATION CONSENT ITEMS

- A. 2017 Annual Listing of Projects

Summary: Federal legislation requires that Metropolitan Planning Organizations (MPOs) either publish or make available an annual listing of projects for which federal funds have been obligated in the preceding year. This listing is required to be consistent with the categories identified within the Federal Transportation Improvement Program (FTIP). Commission staff recently published the 2017 Annual Listing of Projects on the MCTC Website at <http://www.maderactc.org>.

Included in your package is a listing of federally funded projects that were obligated during federal FY 2016-17, and are shown by specific program. (*Findley*)

Action: Information and Discussion Only

- B. 2018 Meeting Schedule

Summary: Included in the package is a schedule for the 2018 Technical Advisory Meetings and the Madera County Transportation Policy Board meetings. (*Kingsley*)

Action: Information and Discussion Only

- IV. TRANSPORTATION ACTION/DISCUSSION ITEMS

- A. **DRAFT 2017 Federal Transportation Improvement Program Amendment No. 8, 2014 Regional Transportation Plan Amendment No. 2, and corresponding Conformity Analysis for 2014 RTP/2017 FTIP – Resolution 17-11**

Summary: The Madera County Transportation Commission is proposing a Draft 2017 Federal Transportation Improvement Program Amendment 8 (2017 FTIP Amendment 8) and 2014 Regional Transportation Plan Amendment 2 (2014 RTP Amendment 2) and corresponding Conformity Analysis for the 2014 RTP/2017 FTIP. Associated documentation is attached as indicated below.

- Project List: Attachment 1 includes a summary of programming changes that result from Amendment 8 to the 2017 FTIP. The attachment also includes the CTIPs printout for the project changes to the 2017 FTIP via Amendment 9. Amendment 9 is necessary due to changes in project costs and scope.
- Updated Financial Plan: Attachment 2 includes the updated Financial Plan from the 2017 FTIP Amendment 8 to include the project list as provided in Attachment 1.
- 2014 RTP Amendment 2: Attachment 3 includes a summary of changes to the 2014 RTP. Draft Amendment 2 is necessary due to changes in project schedules. The amendment does not change the time frame of the transportation plan.
- Conformity Requirements: Attachment 4 includes the conformity analysis to support a finding that the 2017 FTIP Amendment 8 and 2014 RTP Amendment 2 meet the air quality conformity requirements for carbon monoxide, ozone, and particulate matter. In addition, the projects and/or project phases contained in the amendment do not interfere with the timely implementation of any approved TCMs.
- Public Involvement: Attachment 4 also includes the Draft Public Notice and Adoption Resolution.

A 30-day public review and comment period commenced on October 11, 2017 and concluded on November 10, 2017. The draft documents are available for review at the MCTC office, located at 2001 Howard Road, Suite 201, Madera, CA 93637 and on the MCTC website at www.maderactc.org.

A Public Hearing was conducted on October 11, 2017, and no comments were received at the hearing. Additionally, no written comments were received.

Upon adoption, at a regularly scheduled meeting to be held on November 22, 2017, the documents will then be submitted to state and federal agencies for approval. *(Stone/Findley)*

Action: Approve the 2017 Federal Transportation Improvement Program Amendment 8, 2014 Regional Transportation Plan Amendment 2 and corresponding Conformity Analysis for the 2014 RTP/2017 FTIP Resolution 17-11.

B. Public Hearing: 2017 Federal Transportation Improvement Program – Resolution 2016-12 Amendment No. 9

Summary:

**NOTICE OF PUBLIC HEARING ON THE
DRAFT AMENDMENT #9 TO THE 2017 FEDERAL TRANSPORTATION IMPROVEMENT
PROGRAM**

NOTICE IS HEREBY GIVEN that the Madera County Transportation Commission (MCTC) will hold a public hearing on September 20, 2017, at 3:00 p.m. at the MCTC Board Room at 2001 Howard Road, Suite 201, Madera, CA 93637 regarding the Draft Amendment #9 to the 2017 Federal Transportation Improvement Program. The purpose of the hearing is to receive public comments.

The 2017 FTIP is a listing of capital improvement and operational expenditures utilizing federal and state monies for transportation projects in Madera County during the next four years that are eligible to proceed without a conformity determination.

The Draft Amendment #9 to the 2017 FTIP is a Type 3 amendment that contains project phases and/or projects that have been determined to be exempt from the requirement that a conformity determination and/or regional emissions analysis be performed per 40 CFR 93.126, 93.127, or 93.128. Because the projects are exempt, no further conformity determination is required.

A concurrent 7-day public review and comment period will commence on November 2, 2017 and conclude November 9, 2017 at 3:00 p.m. The draft documents are available for review at the MCTC office, located at 2001 Howard Road, Suite 201, Madera, CA 93637 and on the MCTC website at www.maderactc.org.

Public comments are welcomed at the hearing, or may be submitted in writing by 3:00 p.m. on November 9, 2017 to Jeff Findley at the address below.

This public notice of public involvement activities and time established for public review and comments on the FTIP development process will satisfy the FTA's Program of Projects requirements.

After considering the comments, the documents will be considered for adoption, by resolution, by the Madera County Transportation Commission at a regularly scheduled meeting to be held on November 22, 2017. The documents will then be submitted to state and federal agencies for approval.

Contact Person: Jeff Findley, Senior Regional Planner
Madera County Transportation Commission
2001 Howard Road, Suite 201
Madera, CA 93637
(559) 675-0721
jeff@maderactc.org

(Findley)

Action: Approve the Madera County 2017 FTIP Resolution 16-12 Amendment No. 9

C. 2018 Madera County Regional Transportation Improvement Program (RTIP) – Resolution 17-10

Summary: Enclosed is the DRAFT 2018 Regional Transportation Improvement Plan (RTIP) for the Madera Region for submission to the California Transportation Commission. The RTIP must be submitted by December 15, 2017.

There was a reduction in STIP capacity in 2016, resulting in the removal of MCTC’s SR 99 Avenue 7-12 widening project from the STIP and ITIP. Due to the passage of SB 1, the project is being restored in the 2018 ITIP and 2018 STIP as an Advanced Project Development Element. MCTC is requesting that the existing SR 99 Avenue 12-17 widening project be carried over to the 2018 STIP. (*Findley*)

Action: Approve the 2018 Madera County Regional Transportation Improvement Program (RTIP) by Resolution 17-10

D. Madera Region Programs and Projects Update

Summary: Staff will give a verbal presentation and update of the transportation funding programs available to local agencies. (*McNeil*)

Action: Informational and Discussion Only

E. Sacramento Valley Voice Trip – March 7, 2018

Summary: The San Joaquin Valley Legislative Affairs Committee has scheduled a one day Sacramento Valley Voice Trip for March 7, 2018. The areas that have been identified as priorities will focus on issues related to funding in the San Joaquin Valley for transportation projects; Cap and Trade funding; Cal Enviro Screen definition; Affordable Housing Sustainable Communities, goods/freight movement, and Senate Bill 1. (*Taylor*)

Action: Information and Discussion. Direction may be provided.

F. Letter of Support – San Joaquin Joint Powers Authority (SJJPA) and the San Joaquin Rail Commission (SJRC) 2018 Grant Application – Support for Improved Passenger Rail Service to Sacramento

Summary: SJJPA and SJRC are seeking a letter of support for the grant application submission by the San Joaquin Joint Powers Authority and the San Joaquin Regional Rail Commission that seeks funding under the Transit and Intercity Rail Capital Program. The proposed project will use existing rail infrastructure to better connect travelers to and from the Sacramento region with the San Joaquin Valley.

Action: Approve the chair to sign a letter of support to include as part of the Transit and Intercity Rail Capital Program Grant Application submission by the San Joaquin Joint Powers Authority and the San Joaquin Regional Rail Commission. (*Ebersole*)

V. REAFFIRM ALL ACTIONS TAKEN WHILE SITTING AS THE TRANSPORTATION POLICY COMMITTEE

VI. ADMINISTRATIVE CONSENT ITEMS

A. Executive Minutes – October 18, 2017

Summary: Included in your package are the October 18, 2017 Executive Minutes of the Policy Board. (*Kingsley*)

Action: Approve Executive Minutes of October 18, 2017

B. Transportation Development Act (LTF) – Allocations, LTF Resolution 17-08 Amendment No.2

Summary: A clerical error from Resolution 17-08 Amendment No. 1 has been corrected. (*McNeil*)

Action: Approve LTF Resolution 17-08 Amendment No.2

C. Transportation Development Act (STA) – Apportionment, STA Resolution 17-05 Amendment No. 1

Summary: The State Controller’s Office has revised the amount of STA allocations for FY 2017/18. The amount allocated to Madera is \$940,194, an increase of 358,876. The increase is due to the passage of SB 1. (McNeil)

Action: Approve STA Resolution 17-05 Amendment No. 1

D. State of Good Repair (SGR) Program Apportionment

Summary: The State Controller’s Office has issued the amount of State of Good Repair (SGR) allocations for FY 2017/18. The amount allocated to Madera is \$210,559. This program is a new program under SB 1 and is for transit capital expenditures. (McNeil)

Action: Approve SGR 2017/18 Apportionment

E. State of Good Repair (SGR) Authorized Agent, Certifications and Assurances – Resolution 17-12

Summary: The Authorized Agent identifies the staff authorized to sign on behalf of MCTC. The Certifications and Assurances is a self-certification stating MCTC will meet all of the SGR guidelines including reporting. These forms must be approved by Board resolution. (Ebersole)

Action: Approve SGR Authorized Agent, Certifications and Assurances – Resolution 17-12

VII. ADMINISTRATIVE ACTION/DISCUSSION ITEMS

A. Award Contract – Triennial Performance Audit

Summary: At its September 20, 2017 meeting the Board approved the released of the Triennial Performance Audit Request for Proposals (RFP). MCTC is statutorily required by Section 99246 of the California Public Utilities Code to designate entities other than itself, a county transportation commission, a transit development board, or an operator to make a performance audit of its activities and the activities of each operator to whom it allocates funds. The audit will cover fiscal years 2014-15 through 2016-17 and will audit the following functions:

- RTPA Administration and Management;
- Transportation Planning and Regional Coordination;
- Claimant Relationships and Oversight;
- Follow up of prior Performance Audit Recommendations;
- Marketing and Transportation Alternatives; and
- Grant Applications and Management.

The final report is scheduled to be presented to the Board in March 2018. MCTC staff expects that the performance audit will be conducted consistent with the "Performance Audit Guidebook for Transit Operators and Regional Transportation Planning Entities" issued by the California Department of Transportation (Caltrans).

Staff received two proposals, scored the proposals according to the established criteria, and the results of the scoring are:

1. Moore & Associates – 94/100 (Total cost proposal of \$29,914)
2. Michael Baker International – 92.5/100 (Total cost proposal of \$29,975)

After conducting the RFP process and scoring and evaluating the submitted proposals, MCTC staff recommends retaining the firm of Moore & Associates to conduct the triennial performance audit. (McNeil)

Action: Approve the Triennial Performance Audit contract award to Moore & Associates in the amount of \$29,914

MCTC Sitting as the Madera County 2006 Transportation Authority

VIII. AUTHORITY – CONSENT ITEMS

None

IX. AUTHORITY – ACTION/DISCUSSION ITEMS

A. Citizens' Oversight Committee – Member Appointments

Summary: The Citizens' Oversight Committee currently has one vacancy in Supervisorial District 2. Staff has received an application from Mr. Emil Stagnaro. (*Ebersole*)

Action: Appoint member to the Citizens' Oversight Committee, Supervisorial District 2

B. SB 1 Local Partnership Program

Summary: The Road Repair and Accountability Act of 2017 (Senate Bill [SB] 1,) created the Local Partnership Program and continuously appropriates two hundred million dollars (\$200,000,000) annually to be allocated by the California Transportation Commission (Commission) to local or regional transportation agencies that have sought and received voter approval of taxes or that have imposed fees, which taxes or fees are dedicated solely for transportation improvements.

The objective of the Local Partnership Program is to reward counties, cities, districts, and regional transportation agencies in which voters have approved fees or taxes solely dedicated to transportation improvements or that have enacted fees solely dedicated to transportation [based on Government Code Section 8879.66(b)(1)]. Consistent with the intent behind SB 1, the Commission intends this program to balance the need to direct increased revenue to the state's highest transportation needs while fairly distributing the economic impact of increased funding [SB 1 section 1(l)].

Jurisdictions with voter approved taxes, tolls, and fees will be eligible for a formulaic distribution of funds if the taxes, tolls, or fees are dedicated solely to transportation. The initial cycle of the formulaic program will cover 2017-18 and 2018-19, with annual programming cycles thereafter.

MCTC staff met with staff from the City of Madera, City of Chowchilla, and the County of Madera to discuss how the formula funds should be distributed in our region. As a result of these discussions, MCTC staff is proposing the following policies for the formula shares of the Local Partnership Program:

- *Program formula allocations for construction phase only
- *Certify that match required is available and on hand
- *Certify that the implementing agency will receive allocation from CTC and begin delivery in the year the funds are programmed
- *Implementing agency will be responsible for all reporting requirements
- *MCTC staff will monitor future allocations and ensure fair-share allocations to each agency over a 5 year period
- *Implementing agency will advertise project as a SB 1 and Measure T project
- *Implementing agency will add project to the SB 1 map and include picture
- *County of Madera will receive priority for the Competitive grant submittals for this initial cycle

A project list will need to be submitted by December 15th to the Commission. MCTC staff will work with local agency staff to determine the project list. (*McNeil*)

Action: Approve proposed policies for the formula shares of the Local Partnership Program and direct staff to work with local agency staff to determine the project list that is to be submitted to the Commission

X. Miscellaneous

- A. Items from Caltrans
- B. Items from Staff
- C. Items from Commissioners

XI. Adjournment

Annual Listing of Projects with Federal Funding for Federal Fiscal Year 2017



November 2017

2001 Howard Road, Suite 201

Madera, CA 93637

Phone: 559-675-0721

Fax: 559-675-9328

Website: www.maderactc.org

Purpose

Federal law requires Metropolitan Planning Organizations (MPO) to publish an annual listing of projects for which funds have been obligated in the preceding year including a listing of pedestrian and bicycle projects:

An Annual Listing of projects, including investments in pedestrian walkways and bicycle transportation facilities, for which federal funds have been obligated in the preceding year, shall be published or otherwise made available by the cooperative effort of the State, transit operator, and metropolitan planning organization for public review. This listing shall be consistent with the funding categories identified in the transportation improvement program.

This report is published in response to requirements by listing all federally funded transportation projects in the Madera County region that were obligated during the federal fiscal year 2017. Obligation refers to the federal government's commitment to pay or reimburse the lead agency for the federal share of a project's cost. Obligation does not indicate expenditure or project completion; only that the project has been approved for federal reimbursement. Programmed project costs can be found in the corresponding Federal Transportation Improvement Program and Regional Transportation Plan.

Background

The Madera County Transportation Commission (Commission) is the Regional Comprehensive Planning Agency, Regional Transportation Planning Agency (RTPA), Metropolitan Planning Organization (MPO), and the Local Transportation Commission for Madera County designated pursuant to Title 3, Division 3, Chapter 2, Article II, Section 29532 of the California Government Code. The Commission is responsible for the development and adoption of the Regional Transportation Plan and Transportation Improvement Program required by state law (California Government Code Sections 65080 et.al.) and has entered into several Memoranda of Understanding (MOU) with Caltrans for delivery of these projects. The current MOU was approved on July 1, 2003.

The Commission is designated as a Metropolitan Planning Organization for Madera County. A Federal Register Notice regarding Qualifying Urban Areas for Census 2000 was published on May 1, 2002. The notice listed 76 newly qualified urban areas for 2000 that were not part of any urban area in 1990. The City of Madera was among the new urban areas with an urban population of 58,027 within the new urban boundary established by the United States Census Bureau. The Madera metropolitan boundary area shall cover the entire county of Madera.

Madera County is geographically the fourth largest county in the San Joaquin Valley region of the State of California encompassing approximately 2,200 square miles. The estimated population in 2017 is 156,492. The City of Chowchilla has a population of about 18,840 and the City of Madera has a population of approximately 66,082. The estimated population of the county's unincorporated area is 71,570.

The Madera County Transportation Commission fosters intergovernmental communication and coordination, undertakes comprehensive regional planning with an emphasis on

transportation, provides for citizen involvement in the planning process and supplies technical services to its member governments.

In all these areas the Madera County Transportation Commission serves as a consensus builder to develop an acceptable approach on how to handle problems that do not respect political boundaries.

Who are the members, their representatives, and how do they vote?

The Commission is organized into a Board of Directors supported by the Policy Advisory Committee and the Technical Advisory Committee. The Commission staff includes an Executive Director, a Deputy Director, a Fiscal Supervisor, three Regional Planners, a Grants Analyst, and one Administrative Assistant. There is currently one standing committee - the Social Services Transportation Advisory Council (SSTAC) which reports through the Technical Advisory Committee.

The Commission Board of Directors is comprised of three (3) members from the Madera County Board of Supervisors; two (2) members from the Madera City Council; and one (1) member from the Chowchilla City Council. The members shall be appointed by the member agencies. Each member agency designates at least one alternate who shall be an elected member of the designated agency.

The Policy Advisory Committee (PAC) has the same membership as the Board with the addition of one (1) person representing the Caltrans District 6 Director. This committee reviews transportation plans and programs prior to action by the Commission, with particular attention to compliance with applicable state and federal planning and programming requirements.

Policy decisions are made by the Commission Board of Directors and are documented through formal resolution or minute order of the Commission. The Commission has six (6) members. A quorum is constituted when four (4) members are present at the meeting and a majority of the quorum is required for an action to be formally passed. Generally, the Commission seeks to develop consensus positions on issues brought forward for action.

The Regional Transportation Plan

The Regional Transportation Plan is a long-range (minimum 20-year) plan that provides a vision for future transportation improvements and investments based on specific transportation goals, objectives, policies and strategies. The RTP is based on federal transportation law requiring comprehensive, cooperative, and continuous transportation planning. Madera County Transportation Commission meets these requirements by developing comprehensive transportation plans that include all surface transportation modes (multi-modal planning), to ensure efficient people and goods movements throughout the region.

The purpose of the RTP is to provide strategic direction for transportation capital investments by assessing regional growth and economic trends. Thus, the RTP helps planners link transportation investments to provide a cohesive, balanced and multimodal

transportation system that will help relieve traffic congestion, improve safety and provide for economic development.

The Federal Transportation Improvement Program

As the designated metropolitan planning organization for the region, Madera County Transportation Commission prepares and maintains the Federal Transportation Improvement Program (FTIP). The program includes a listing of all transportation-related projects requiring federal funding or other approval by the federal transportation agencies. The FTIP also lists non-federal, regionally significant projects for information and air quality modeling purposes.

Projects included in the FTIP are consistent with Madera County Regional Transportation Plan and are part of the area's overall strategy for providing mobility, congestion relief and reduction of transportation-related air pollution in support of efforts to attain federal air quality standards for the region.

Public Involvement

Madera County Transportation Commission aims to proactively engage the public in the regional transportation planning process and embrace federal requirements that MPOs provide the public with complete information, timely public notice, full public access to key decisions, and early and continuing involvement in developing the FTIP, Regional Transportation Plan, and other products.

Annual Listing of Projects with Federal Funding for Federal Fiscal Year 2017

Federal law requires Madera County Transportation Commission to publish for public review an annual listing of projects for which federal funds have been obligated in the preceding year, as a record of project delivery and a progress report for public information and disclosure.

This report is divided into the funding types administered by the Federal Highway Administration (FHWA) and the Federal Transit Administration (FTA). Projects are listed by *Lead Agency*, *FTIP Program*, *Federal ID* and Madera County Transportation Commission *ID*. The MCTC *ID* number is a unique project identifier used in the FTIP; the category *Total Dollar Amount in FTIP* is included for reference of total project funding. Multiple *Federal IDs* can correspond with one MCTC *ID*. Note this list includes only federal funds obligated; no state or local funds are reported. The information contained in this report was provided by the California Department of Transportation.

This report indicates that approximately \$1.5 million in federal funds were obligated for transportation projects in the region between October 1, 2016 and September 30, 2017. The obligated federal funding consisted of approximately -\$1.3 million of Federal Highway Administration (FHWA) funds for road projects and \$2.8 million of Federal Transit Administration (FTA) funds for transit projects.

MCTC Annual Listing of Federal Funded Obligated Projects 2017

Lead Agency	FTIP Program	Funding Type	Federal ID	Agency ID	CTIPS ID	Location	Work Description	Date of Obligation	Federal Funds Obligated	Total Dollar Amount in FTIP	Bicycle/Pedestrian Related Projects
City of Madera	CMAQ	Congestion Mitigation	5157079	MAD202063	2210000245	INTERSECTION OF CLEVELAND AVE. AND SCHNOOR AVE. IN THE CITY OF MADERA CONSTRUCT DUAL LEFT TURN LANES	TRAFFIC FLOW IMPROVEMENT	11/16/2016	\$8,230.70	\$341,000.00	
City of Madera	CMAQ	Congestion Mitigation	5157079	MAD202063	2210000245	INTERSECTION OF CLEVELAND AVE. AND SCHNOOR AVE. IN THE CITY OF MADERA CONSTRUCT DUAL LEFT TURN LANES	TRAFFIC FLOW IMPROVEMENT	11/16/2016	-\$1,714.01	\$341,000.00	
Various Agencies	HSIP	Highway Safety Improvement S-LU EXT	5157084	MAD419004	2210000239	VARIOUS LOCATIONS (SEE COMMENT SCREEN FOR LOCATIONS) IN-PAVEMENT LIGHTED CROSSWALKS & ADV. WARNING SIGN	BICYCLE/PEDESTRIAN FACILITIES	2/15/2017	-\$0.23		Y
Various Agencies	HSIP	Highway Safety Improvement	5157084	MAD419004	2210000239	VARIOUS LOCATIONS (SEE COMMENT SCREEN FOR LOCATIONS) IN-PAVEMENT LIGHTED CROSSWALKS & ADV. WARNING SIGN	BICYCLE/PEDESTRIAN FACILITIES	2/15/2017	-\$0.01		Y
City of Madera	CMAQ	Congestion Mitigation	5157098	MAD202082	2210000336	FRESNO RIVER TRAIL-SCHNOOR TO MID, NORTH BANK (PHASE I) BICYCLE PATH	BICYCLE/PEDESTRIAN FACILITIES	10/21/2016	-\$17,000.00	\$455,000.00	Y
Various Agencies	Highway Bridge Program	Highway Bridge Program	5157104	MAD410001	2210000036	PM00133 BRIDGE 41C0009, 41C0043 & 41C0155 IN THE CITY OF MADERA BRIDGE PREVENTATIVE MAINTENANCE PROGRAM PROJECT	BRIDGE REHABILITATION/REPLACEMENT	11/28/2016	\$22,132.00		
City of Madera	CMAQ	Congestion Mitigation	5157108	MAD202078	2210000332	PEDESTRIAN FACILITIES AROUND SCHOOLS AND COMMERCIAL AREAS SIDEWALKS	BICYCLE/PEDESTRIAN FACILITIES	9/13/2017	\$17,000.00	\$267,000.00	Y
City of Madera	CMAQ	Congestion Mitigation	5157109	MAD202088	2210000378	VARIOUS ALLEY LOCATIONS, PAVING	ALLEY PAVING	9/13/2017	\$53,000.00	\$815,000.00	
City of Madera	CMAQ	Congestion Mitigation	5157110	MAD202090	2210000380	GOLDEN STATE BLVD. FROM PECAN AVE. TO MADERA COMMUNITY HOSPITAL ENTRANCE SHOULDER PAVING	SHOULDER PAVING	9/13/2017	\$10,000.00	\$125,000.00	
City of Chowchilla	CMAQ	Congestion Mitigation	5258034	MAD502014	2210000347	CITY OF CHOWCHILLA PURCHASE SCHOOL BUSES	SCHOOL BUSES	10/21/2016	-\$17,775.94	\$616,000.00	
Madera County	CMAQ	Congestion Mitigation	5941065	MAD102051	2210000184	ON AVE 25 FROM ROAD 8 TO ROAD 11 SHOULDER PAVING	SHOULDER PAVING	12/12/2016	-\$15,094.41	\$522,000.00	
Madera County	CMAQ	Congestion Mitigation	5941065	MAD102051	2210000184	ON AVE 25 FROM ROAD 8 TO ROAD 11 SHOULDER PAVING	SHOULDER PAVING	7/6/2017	-\$0.01	\$522,000.00	
Various Agencies	Highway Bridge Program	Highway Bridge Program	5941076	MAD410001	2210000036	BRIDGE 41C0065 ON ROAD 600 (RAYMOND ROAD) OVER MADERA CANAL REPLACE 2 LANE BRIDGE WITH 2 LANE BRIDGE	BRIDGE REHABILITATION/REPLACEMENT	12/23/2016	-\$31,475.81		
Various Agencies	Highway Bridge Program	Highway Bridge Program	5941076	MAD410001	2210000036	BRIDGE 41C0065 ON ROAD 600 (RAYMOND ROAD) OVER MADERA CANAL REPLACE 2 LANE BRIDGE WITH 2 LANE BRIDGE	BRIDGE REHABILITATION/REPLACEMENT	12/23/2016	-\$57,930.05		
Various Agencies	Highway Bridge Program	Highway Bridge Program	5941100	MAD410001	2210000036	BRIDGE 41C0032 ON AVENUE 25 OVER ASH SLOUGH REPLACE 2 LANE BRIDGE WITH 2 LANE BRIDGE	SCOUR COUNTERMEASURES	7/19/2017	\$538,262.00		
Madera County	CMAQ	Congestion Mitigation	5941111	MAD102066	2210000313	CHILDREN'S BLVD AND PECK AVE INSTALL TRAFFIC SIGNAL	TRAFFIC SIGNAL	4/17/2017	-\$4,720.45		
Caltrans	STIP - Regional Choice	STIP Advance Construction	P099583	MAD417003	1210000343	ON RTE 99 NEAR MADERA BETWEEN 1.7(N OR AVE 7) & PM 7.5 (AVE 12) WIDEN ROADWAY FROM 4 TO 6 LANES (TC)	WIDEN ROADWAY	6/15/2017	-\$1,807,051.81		
City of Madera	CMAQ/FTA Transfer	CMAQ/FTA Transfer		MAD202092	2210000382	MAX FIXED ROUTE EXPANSION	TRANSIT FIXED ROUTE EXPANSION		\$61,000.00		
City of Madera	CMAQ/FTA Transfer	CMAQ/FTA Transfer		MAD202089	2210000379	MAX OPERATING	TRANSIT OPERATING ASSISTANCE		\$53,000.00		
City of Madera	CMAQ/FTA Transfer	CMAQ/FTA Transfer		MAD202094	2210000384	2 MAX BUSES	TRANSIT VEHICLE PURCHASE		\$266,000.00		
City of Madera	Section 5307	FTA Section 5307		MAD213091	2210000302	DAR OPERATING	TRANSIT OPERATING ASSISTANCE		\$531,000.00		
City of Madera	Section 5307	FTA Section 5307		MAD213092	2210000303	MAX OPERATING	TRANSIT OPERATING ASSISTANCE		\$605,000.00		
City of Madera	Section 5307	FTA Section 5307		MAD213093	2210000304	INTERMODAL TRANSIT FACILITY OPERATING	TRANSIT OPERATING ASSISTANCE		\$46,000.00		
City of Madera	Section 5307	FTA Section 5307		MAD213094	2210000321	PREVENTATIVE MAINTENANCE	TRANSIT PREVENTATIVE MAINTENANCE		\$136,000.00		
City of Madera	Section 5307	FTA Section 5307		MAD213096	2210000328	2 MAX BUSES	TRANSIT VEHICLE PURCHASE		\$216,000.00		
City of Madera	Section 5307	FTA Section 5307		MAD213097	2210000329	1 DAR BUS	TRANSIT VEHICLE PURCHASE		\$92,000.00		
City of Madera	Section 5307	FTA Section 5307		MAD213098	2210000330	NEW TRANSIT FACILITY	NEW TRANSIT FACILITY		\$141,000.00		
City of Chowchilla	Section 5311	FTA Section 5311		MAD313036	2210000295	CATX OPERATING ASSSITANCE IN THE CITY OF CHOWCHILLA	TRANSIT OPERATING ASSISTANCE		\$60,888.00		
Madera County	Section 5311	FTA Section 5311		MAD113041	2210000298	MCC OPERATING ASSISTANCE/PREVENTATIVE MAINTENANCE IN MADERA COUNTY	TRANSIT OPERATING ASSISTANCE		\$330,004.00		
Madera County	Section 5339	FTA Section 5339		MAD115001	2210000361	MCC PURCHASE TRANSIT VEHICLE	TRANSIT VEHICLE PURCHASE		\$138,800.00		
Madera County	Section 5339	FTA Section 5339		MAD115002	2210000362	MCC PURCHASE TRANSIT VEHICLE	TRANSIT VEHICLE PURCHASE		\$167,500.00		

\$1,523,592.47



2018 MEETING SCHEDULE FOR TECHNICAL ADVISORY COMMITTEE

*Meetings will be held in the Madera County Transportation Commission's
Conference Room
Commencing at 1:30 p.m.*

January	08	July	09
February	12	August	13
March	12	September	10
April	09	October.....	09 (Tuesday)
May	14	November	13*
June	11	December	10*

August and December is a normally scheduled recess. If there is a need for a meeting, the date shown for that month will be used.

**Dates may change*





2018
MEETING SCHEDULE FOR
MADERA COUNTY TRANSPORTATION COMMISSION

*Meetings will be held in the Madera County Transportation Commission's
Conference Room*

Commencing at 3:00 p.m.

January	17	July	18*
February	21	August	22
March	21	September	19
April	18	October.....	17
May	23	November	21*
June	20	December	19*

August and December is a normally scheduled recess. If there is a need for a meeting, the date shown for that month will be used.

**Dates may change*



MEMORANDUM

ITEM IV-A

DATE: November 22, 2017

TO: MCTC Policy Board

FROM: Dylan Stone, Regional Planning Supervisor
Jeff Findley, Senior Regional Planner
Madera County Transportation Commission

RE: Approve the 2017 Federal Transportation Improvement Program Amendment 8, 2014 Regional Transportation Plan Amendment 2 and corresponding Conformity Analysis for the 2014 RTP/2017 FTIP Resolution 2017-11 – ITEM IV A

I. Requested Action:

Approve the 2017 Federal Transportation Improvement Program Amendment 8, 2014 Regional Transportation Plan Amendment 2 and corresponding Conformity Analysis for the 2014 RTP/2017 FTIP Resolution 2017-11.

II. Summary:

The Madera County Transportation Commission is proposing a Draft 2017 Federal Transportation Improvement Program Amendment 8 (2017 FTIP Amendment 8) and 2014 Regional Transportation Plan Amendment 2 (2014 RTP Amendment 2) and corresponding Conformity Analysis for the 2014 RTP/2017 FTIP. Associated documentation is attached as indicated below.

- **Project List:** Attachment 1 includes a summary of programming changes that result from Amendment 8 to the 2017 FTIP. The attachment also includes the CTIPs printout for the project changes to the 2017 FTIP via Amendment 9. Amendment 9 is necessary due to changes in project costs and scope.
- **Updated Financial Plan:** Attachment 2 includes the updated Financial Plan from the 2017 FTIP Amendment 8 to include the project list as provided in Attachment 1.
- **2014 RTP Amendment 2:** Attachment 3 includes a summary of changes to the 2014 RTP. Draft Amendment 2 is necessary due to changes in project schedules. The amendment does not change the time frame of the transportation plan.
- **Conformity Requirements:** Attachment 4 includes the conformity analysis to support a finding that the 2017 FTIP Amendment 8 and 2014 RTP Amendment 2 meet the air quality conformity requirements for carbon monoxide, ozone, and particulate matter. In addition, the projects and/or project phases contained in the amendment do not interfere with the timely implementation of any approved TCMs.

- Public Involvement: Attachment 4 also includes the Draft Public Notice and Adoption Resolution.

A 30-day public review and comment period commenced on October 11, 2017 and concluded on November 10, 2017. The draft documents were available for review at the MCTC office, located at 2001 Howard Road, Suite 201, Madera, CA 93637 and on the MCTC website at www.maderactc.org.

A Public Hearing was conducted on October 11, 2017, and no comments were received at the hearing. Additionally, no written comments were received.

Upon adoption, at a regularly scheduled meeting to be held on November 22, 2017, the documents will then be submitted to state and federal agencies for approval.

Action: Approve the 2017 Federal Transportation Improvement Program Amendment 8, 2014 Regional Transportation Plan Amendment 2 and corresponding Conformity Analysis for the 2014 RTP/2017 FTIP Resolution 2017-11.

IV. Fiscal Impact:

No fiscal impact to the MCTC FY 2017/18 Overall Work Program and Budget

MEMORANDUM

ITEM IV- B

DATE: November 22, 2017

TO: MCTC Policy Board

FROM: Jeff Findley, Senior Regional Planner
Madera County Transportation Commission

RE: PUBLIC HEARING: 2017 Federal Transportation Improvement Program Amendment No. 9 - Resolution 2016-12 - ITEM IV B

I. Requested Action:

Conduct public hearing and receive testimony for the 2017 FTIP Amendment No. 9 – Resolution 2016-12 at a regular meeting on November 22, 2017 at 3:00 p.m. to consider approval of the amendment.

II. Summary:

**NOTICE OF PUBLIC HEARING ON THE
DRAFT AMENDMENT #9 TO THE 2017 FEDERAL TRANSPORTATION IMPROVEMENT
PROGRAM**

NOTICE IS HEREBY GIVEN that the Madera County Transportation Commission (MCTC) will hold a public hearing on September 20, 2017, at 3:00 p.m. at the MCTC Board Room at 2001 Howard Road, Suite 201, Madera, CA 93637 regarding the Draft Amendment #9 to the 2017 Federal Transportation Improvement Program. The purpose of the hearing is to receive public comments.

The 2017 FTIP is a listing of capital improvement and operational expenditures utilizing federal and state monies for transportation projects in Madera County during the next four years that are eligible to proceed without a conformity determination.

The Draft Amendment #9 to the 2017 FTIP is a Type 3 amendment that contains project phases and/or projects that have been determined to be exempt from the requirement that a conformity determination and/or regional emissions analysis be performed per 40 CFR 93.126, 93.127, or 93.128. Because the projects are exempt, no further conformity determination is required.

A concurrent 7-day public review and comment period will commence on November 2, 2017 and conclude November 9, 2017 at 3:00 p.m. The draft documents are available for review at the MCTC office, located at 2001 Howard Road, Suite 201, Madera, CA 93637 and on the MCTC website at www.maderactc.org.

Public comments are welcomed at the hearing, or may be submitted in writing by 3:00 p.m. on November 9, 2017 to Jeff Findley at the address below.

This public notice of public involvement activities and time established for public review and comments on the FTIP development process will satisfy the FTA's Program of Projects requirements.

After considering the comments, the documents will be considered for adoption, by resolution, by the Madera County Transportation Commission at a regularly scheduled meeting to be held on November 22, 2017. The documents will then be submitted to state and federal agencies for approval.

Contact Person: Jeff Findley, Senior Regional Planner
Madera County Transportation Commission
2001 Howard Road, Suite 201
Madera, CA 93637
(559) 675-0721
jeff@maderactc.org

IV. Fiscal Impact:

No fiscal impact to the MCTC FY 2017/18 Overall Work Program and Budget.



2001 Howard Road, Suite 201
Madera, California 93637

Office: 559-675-0721 Fax: 559-675-9328
Website: www.maderactc.org

DATE: November 2, 2017

TO: Interagency Consultation Partners and Public

FROM: Jeff Findley, Senior Regional Planner

RE: **Availability of Draft Amendment No. 9 to the 2017 FTIP for Interagency Consultation and Public Review**

The Madera County Transportation Commission (MCTC) is proposing a Formal Amendment (Type 3) to its federally approved 2017 Federal Transportation Improvement Program (FTIP). The 2017 FTIP is the programming document that identifies four years (FY 16/17, FY 17/18, FY 18/19 and FY 19/20) of federal, state and local funding sources for projects in Madera County.

Draft Amendment No. 9 to the 2017 FTIP modifies the scope, schedule, and/or cost of federally funded projects as indicated in Attachment 1.

Documentation associated with this amendment is provided as indicated below:

- **Project List:** Attachment 1 includes a summary of programming changes that result from Amendment No. 9 to the 2017 FTIP. The project and/or project phases are consistent with the 2014 Regional Transportation Plan (RTP), which was adopted by MCTC on July 23, 2014, and amended on June 21, 2017, and proposed amendment on November 22, 2017. The attachment also includes the CTIPs printouts for the project changes to the 2017 FTIP via Amendment No. 9.
- **Updated Financial Plan:** Attachment 2. The Financial Plan from the 2017 FTIP has been updated to include the project list as provided in Attachment 1. The financial plan confirms that, with this amendment, the 2017 FTIP remains financially constrained.
- **Conformity Requirements:** The proposed project changes have been determined to be exempt from the requirement that a conformity determination and/or regional emissions analysis be performed per 40 CFR 93.126, 93.127, or 93.128. Because the projects are exempt, no further conformity determination is required.

In addition, the projects and/or project phases contained in Amendment No. 9 do not interfere with the timely implementation of any approved Transportation Control Measures (TCMs).

- **Public Involvement:** Attachment 3 includes the Draft Public Notice and Adoption Resolution.

The public review and comment period is open for 7 days commencing on November 2, 2017 and ending on November 9, 2017. A public hearing will be held on November 22, 2017 at 3:00 p.m.; comments are due by November 9, 2017 at 3:00 p.m. These documents can also be viewed on the MCTC website at <http://www.maderatctc.org>.

The MCTC Board of Directors will consider the adoption of Amendment No. 9 to the 2017 FTIP on November 22, 2017 at 3:00 p.m. The meeting will be at the address noted above.

In conclusion, the 2017 FTIP as amended meets all applicable transportation planning requirements per 23 CFR Part 450, 40 CFR Part 93, and conforms to the applicable SIPs.

If you have any questions or would like to submit comments, please contact Jeff Findley at (559) 675-0721 or jeff@maderactc.org.

ATTACHMENT 1
PROJECT LISTING

Summary of Changes

MCTC 2017 FTIP Amendment No. 9 (Formal, Type 3)

Existing / New	MPO FTIP ID	PROJECT TITLE	DESCRIPTION OF CHANGE	Phase	CTIPS Fund Source	PRIOR CTIPS Entry	CURRENT CTIPS Entry	FFY	FINANCIAL TABLE Fund Source Category	Net Increase/ Decrease	Total Change to Project Cost	Comments					
NEW	MAD 406006 221-0000-0396	SHOPP Bridge Preservation Program - Grouped Projects for Bridge Preservation	GROUPED PROJECT/COST INCREASE	CON	SHOPP	\$0	\$2,400,000	17/18	SHOPP	\$2,400,000	\$2,400,000	New Grouped Project/Grouped Program per Caltrans Request - Consistent with Caltrans updated SHOPP Program List dated October 2017					
					Local	\$0	\$0	17/18	Local	\$0							
			GROUPED PROJECT/COST INCREASE	CON	SHOPP	\$0	\$6,581,000	19/20	SHOPP	\$6,581,000	\$6,581,000		New Grouped Project/Grouped Program per Caltrans Request - Consistent with Caltrans updated SHOPP Program List dated October 2017				
					Local	\$0	\$0	19/20	Local	\$0							
			GROUPED PROJECT/COST INCREASE	CON	SHOPP	\$0	\$34,037,000	21/22	SHOPP	\$34,037,000	\$34,037,000			Provided for information purposes only - New Grouped Project/Grouped Program per Caltrans Request - Consistent with Caltrans updated SHOPP Program List dated October 2017			
					Local	\$0	\$0	21/22	Local	\$0							
EXISTING	MAD 202091 221-0000-0381	City of Madera; Pecan Avenue from Pine to Golden State - Shoulder Paving	COST DECREASE	PE	CMAQ	\$58,000	\$0	17/18	CMAQ	(\$58,000)	(\$66,000)	Amendment necessary due to reduced CMAQ apportionment for FY 2017/2018					
					Local	\$8,000	\$0	17/18	Local	(\$8,000)							
			COST INCREASE	PE	CMAQ	\$0	\$58,000	20/21	CMAQ	\$58,000	\$66,000		Provided for information purposes only - Amendment necessary due to reduced CMAQ apportionment for FY 2017/2018				
					Local	\$0	\$8,000	20/21	Local	\$8,000							
			EXISTING	MAD 410001 221-0000-00036	Grouped Projects for Bridge Rehabilitation and Reconstruction - HBP Program	COST INCREASE	CON	HBP	\$268,000	\$560,000	16/17			HBP	\$292,000	\$362,000	Grouped Project/Grouped Program per Caltrans Request - Consistent with Caltrans updated HBP Program List 10/17
								Local	\$3,000	\$73,000	16/17			Local	\$70,000		
COST DECREASE	CON	HBP				\$1,816,000	\$593,000	17/18	HBP	(\$1,223,000)	(\$1,458,000)						
		Local				\$235,000	\$0	17/18	Local	(\$235,000)							
COST INCREASE	CON	HBP				\$0	\$1,943,000	18/19	HBP	\$1,943,000	\$2,178,000						
		Local				\$0	\$235,000	18/19	Local	\$235,000							
COST INCREASE	CON	HBP				\$658,000	\$744,000	19/20	HBP	\$86,000	\$91,000						
		Local				\$59,000	\$64,000	19/20	Local	\$5,000							
COST INCREASE	CON	HBP				\$7,472,000	\$12,642,000	20/21	HBP	\$5,170,000	\$5,560,000	Provided for information purposes only - Grouped Project/Grouped Program per Caltrans Request - Consistent with Caltrans updated HBP Program List 10/17					
		Local				\$244,000	\$634,000	20/21	Local	\$390,000							

	16/17	17/18	18/19	19/20	Totals
SHOPP	\$0	\$2,400,000	\$0	\$6,581,000	\$8,981,000
CMAQ	\$0	(\$58,000)	\$0	\$0	(\$58,000)
HBP	\$292,000	(\$1,223,000)	\$1,943,000	\$86,000	\$1,098,000
Local	\$70,000	(\$243,000)	\$235,000	\$5,000	\$67,000
Total	\$362,000	\$876,000	\$2,178,000	\$6,672,000	\$10,088,000

CONGESTION MITIGATION AND AIR QUALITY (CMAQ) IMPROVEMENT PROGRAM

FINAL FFY 16/17 Apportionment

Actual vs. Estimate
10/23/2017

MPO/County	DOF Population Estimate (1/1/2016)	EPA Classification 8-hr Ozone (2008) ¹	Ozone Factor ²	Carbon Monoxide Factor ²	Weighted Population	Actual Apportionment (9/30/2017)	Estimated Apportionment (11/4/2016)	Difference (Actual vs Estimate)
Butte	224,601	Marginal	1.0	1.2	269,521	\$ 2,195,226	\$ 2,195,587	\$ (361)
Calaveras (Central Mtn County)	45,207	Marginal	1.0		45,207	\$ 368,207	\$ 368,268	\$ (60)
Fresno (SJ Valley)	984,541	Extreme	1.4	1.2	1,654,029	\$ 13,471,920	\$ 13,474,133	\$ (2,213)
Kings (SJ Valley)	150,373	Extreme	1.4		210,522	\$ 1,714,685	\$ 1,714,966	\$ (282)
KERN	886,507					\$ 9,760,411	\$ 9,762,015	\$ (1,603)
Kern (SJ Valley)	779,594	Extreme	1.4		1,091,432	\$ 8,889,614	\$ 8,891,075	\$ (1,460)
Kern (Eastern Kern)	106,913	Marginal	1.0		106,913	\$ 870,797	\$ 870,940	\$ (143)
Madera (SJ Valley)	155,349	Extreme	1.4		217,489	\$ 1,771,426	\$ 1,771,716	\$ (291)
Mariposa (So. Mtn County)	18,159	Marginal	1.0		18,159	\$ 147,903	\$ 147,928	\$ (24)
Merced (SJ Valley)	271,579	Extreme	1.4		380,211	\$ 3,096,782	\$ 3,097,291	\$ (509)
MTC	7,649,565					\$ 75,151,018	\$ 75,163,361	\$ (12,343)
MTC (SF Bay Area)	7,218,067	Marginal	1.0	1.2	8,661,680	\$ 70,548,626	\$ 70,560,213	\$ (11,587)
MTC-Solano Co (SF Bay Area)	300,204	Marginal	1.0	1.2	360,245	\$ 2,934,162	\$ 2,934,644	\$ (482)
MTC-Solano Co (Sac Metro)	131,294	Severe	1.3	1.2	204,819	\$ 1,668,230	\$ 1,668,504	\$ (274)
Nevada Co. (western part)	98,095	Marginal	1.0		98,095	\$ 798,975	\$ 799,106	\$ (131)
SACOG (Sac Metro)	2,325,660					\$ 29,343,915	\$ 29,348,735	\$ (4,820)
El Dorado	155,540	Severe	1.3	1.2	242,642	\$ 1,976,301	\$ 1,976,626	\$ (325)
Placer	362,960	Severe	1.3	1.2	566,218	\$ 4,611,793	\$ 4,612,550	\$ (757)
Sacramento	1,495,297	Severe	1.3	1.2	2,332,663	\$ 18,999,338	\$ 19,002,458	\$ (3,121)
Yolo	214,555	Severe	1.3	1.2	334,706	\$ 2,726,149	\$ 2,726,597	\$ (448)
Sutter	97,308	Severe	1.3		126,500	\$ 1,030,335	\$ 1,030,504	\$ (169)
San Diego	3,288,612	Marginal	1.0	1.2	3,946,334	\$ 32,142,547	\$ 32,147,826	\$ (5,279)
San Joaquin (SJ Valley)	733,383	Extreme	1.4	1.2	1,232,083	\$ 10,035,211	\$ 10,036,860	\$ (1,648)
SCAG Region	18,954,083					\$ 253,567,840	\$ 253,609,488	\$ (41,648)
Los Angeles (SCAB)	9,829,678	Extreme	1.4	1.2	16,513,859	\$ 134,503,931	\$ 134,526,022	\$ (22,092)
Los Angeles (MDAB)	411,657	Severe	1.3	1.2	642,185	\$ 5,230,540	\$ 5,231,399	\$ (859)
Riverside (SCAB)	1,855,950	Extreme	1.4	1.2	3,117,996	\$ 25,395,803	\$ 25,399,975	\$ (4,171)
Riverside (MDAB)	26,568	Severe	1.3	1.2	41,446	\$ 337,575	\$ 337,630	\$ (55)
Riverside (SSAB)	464,448	Severe	1.3	1.2	724,539	\$ 5,901,305	\$ 5,902,275	\$ (969)
Orange	3,183,011	Extreme	1.4	1.2	5,347,458	\$ 43,554,579	\$ 43,561,733	\$ (7,154)
Ventura	856,508	Serious	1.2		1,027,810	\$ 8,371,419	\$ 8,372,794	\$ (1,375)
San Bernardino (SCAB)	1,599,939	Extreme	1.4	1.2	2,687,898	\$ 21,892,689	\$ 21,896,285	\$ (3,596)
San Bernardino (MDAB)	539,631	Severe	1.3	1.2	841,824	\$ 6,856,585	\$ 6,857,712	\$ (1,126)
Imperial	185,831	Marginal	1.0		185,831	\$ 1,513,577	\$ 1,513,826	\$ (249)
(Tribal) Morongo - Riverside County	582	Serious	1.2	1.2	838	\$ 6,826	\$ 6,827	\$ (1)
(Tribal) Pechanga - Riverside County	280	Moderate	1.1	1.2	370	\$ 3,010	\$ 3,011	\$ (0)
SLOCOG - San Luis Obispo (Eastern Part)	277,977	Marginal	1.0		277,977	\$ 2,264,098	\$ 2,264,470	\$ (372)
Stanislaus (SJ Valley)	540,214	Extreme	1.4	1.2	907,560	\$ 7,391,993	\$ 7,393,207	\$ (1,214)
Tahoe (Lake Tahoe)	145,000	Severe	1.3	1.2	226,200	\$ 1,842,379	\$ 1,842,682	\$ (303)
Tehama (Tuscan Butte)	63,934	Marginal	1.0		63,934	\$ 520,737	\$ 520,822	\$ (86)
Tulare (SJ Valley)	466,339	Extreme	1.4		652,875	\$ 5,317,606	\$ 5,318,480	\$ (873)
Statewide Total	37,279,178				55,360,067	\$ 450,902,880	\$ 450,976,939	\$ (74,059)

Notes:

1. EPA 2008 8-Hour ozone non-attainment designation and CO Classified Maintenance areas: <https://www3.epa.gov/airquality/greenbook/index.html>.
2. 8-Hour ozone and CO factors per CA Streets and Highways CodeSection 182.7(b)

CONGESTION MITIGATION AND AIR QUALITY (CMAQ) IMPROVEMENT PROGRAM

FFY 17/18 Apportionment Estimate

10/23/2017

MPO/County	DOF Population Estimate (1/1/2017)	EPA Classification 8-hr Ozone (2008) ¹	Ozone Factor ²	CO Classification ¹	Carbon Monoxide Factor ²	PM 2.5 (2012)	Weighted Population	Estimated Apportionment
Butte	226,404	Marginal	1.0	Maintenance	1.2		271,685	\$ 2,231,829
Calaveras (Central Mtn County)	45,168	Marginal	1.0				45,168	\$ 371,045
Fresno (SJ Valley)	995,975	Extreme	1.4	Maintenance	1.2	yes	1,673,238	\$ 13,745,269
Kings (SJ Valley)	149,537	Extreme	1.4			yes	209,352	\$ 1,719,777
KERN	895,112							\$ 10,028,360
Kern (SJ Valley)	787,161	Extreme	1.4			yes	1,102,025	\$ 9,052,888
Kern (Eastern Kern)	107,951	Moderate	1.1			yes	118,746	\$ 975,472
Madera (SJ Valley)	156,492	Extreme	1.4			yes	219,089	\$ 1,799,765
Mariposa (So. Mtn County)	18,148	Moderate	1.1				19,963	\$ 163,990
Merced (SJ Valley)	274,665	Extreme	1.4			yes	384,531	\$ 3,158,835
MTC	7,715,789							\$ 76,452,905
MTC (SF Bay Area)	7,279,766	Marginal	1.0	Maintenance	1.2		8,735,719	\$ 71,761,945
MTC-Solano Co (SF Bay Area)	303,212	Marginal	1.0	Maintenance	1.2		363,854	\$ 2,988,981
MTC-Solano Co (Sac Metro)	132,811	Severe	1.3	Maintenance	1.2		207,185	\$ 1,701,979
Nevada Co. (western part)	98,828	Moderate	1.1				108,711	\$ 893,034
SACOG (Sac Metro)	2,357,278							\$ 30,001,541
El Dorado	154,632	Severe	1.3	Maintenance	1.2		241,226	\$ 1,981,616
Placer	372,024	Severe	1.3	Maintenance	1.2		580,357	\$ 4,767,504
Sacramento	1,514,770	Severe	1.3	Maintenance	1.2		2,363,041	\$ 19,411,846
Yolo	218,896	Severe	1.3	Maintenance	1.2		341,478	\$ 2,805,162
Sutter	96,956	Severe	1.3				126,043	\$ 1,035,413
San Diego	3,316,192	Moderate	1.1	Maintenance	1.2		4,377,373	\$ 35,959,126
San Joaquin (SJ Valley)	746,868	Extreme	1.4	Maintenance	1.2	yes	1,254,738	\$ 10,307,389
SCAG Region	19,026,061							\$ 256,860,749
Los Angeles (SCAB)	9,829,624	Extreme	1.4	Maintenance	1.2	yes	16,513,768	\$ 135,656,848
Los Angeles (MDAB)	411,654	Severe	1.3	Maintenance	1.2	yes	642,180	\$ 5,275,365
Riverside (SCAB)	1,885,346	Extreme	1.4	Maintenance	1.2	yes	3,167,381	\$ 26,019,316
Riverside (MDAB)	471,586	Severe	1.3	Maintenance	1.2	yes	735,674	\$ 6,043,396
Riverside (SSAB)	26,976	Severe	1.3	Maintenance	1.2	yes	42,083	\$ 345,699
Orange	3,194,024	Extreme	1.4	Maintenance	1.2	yes	5,365,960	\$ 44,080,143
Ventura	857,386	Serious	1.2				1,028,863	\$ 8,451,877
San Bernardino (SCAB)	1,615,408	Extreme	1.4	Maintenance	1.2	yes	2,713,885	\$ 22,293,951
San Bernardino (MDAB)	544,848	Severe	1.3	Maintenance	1.2	yes	849,963	\$ 6,982,252
Imperial	188,334	Moderate	1.1			yes	207,167	\$ 1,701,833
(Tribal) Morongo - Riverside County	591	Serious	1.2	Maintenance	1.2	yes	851	\$ 6,991
(Tribal) Pechanga - Riverside County	284	Moderate	1.1	Maintenance	1.2	yes	375	\$ 3,080
SLOCOG - San Luis Obispo (Eastern Part)	280,101	Marginal	1.0				280,101	\$ 2,300,966
Stanislaus (SJ Valley)	548,057	Extreme	1.4	Maintenance	1.2	yes	920,736	\$ 7,563,635
Tahoe (Lake Tahoe)	145,000	Severe	1.3	Maintenance	1.2		226,200	\$ 1,858,182
Tehama (Tuscan Butte)	63,995	Marginal	1.0				63,995	\$ 525,704
Tulare (SJ Valley)	471,842	Extreme	1.4			yes	660,579	\$ 5,426,504
Statewide Total	37,531,512						56,163,285	\$ 461,368,606

Notes:

- EPA CO Classified Maintenance areas and 8-Hour Ozone Nonattainment Areas (2008 Standard). Imperial, Kern, Mariposa, Nevada and San Diego Counties were reclassified by EPA from Marginal to Moderate effective 6/3/2016 (81 FR Page 26697) https://www3.epa.gov/airquality/greenbook/ca8_2008.html
- Ozone and CO factors per CA Streets and Highways CodeSection 182.7(b). PM 2.5 is shown for information only and not a factor in the apportionment calculation. PM 2.5 dollars are to be obligated as a priority per Section 149(k) of Title 23.

**Madera County - Federal Transportation Improvement Program
(Dollars in Whole)
State Highway System**

DIST: 06	PPNO:	EA:	CTIPS ID: 221-0000-0396	TITLE (DESCRIPTION): SHOPP Bridge Preservation Program (Grouped Projects for Bridge Preservation - SHOPP Bridge Preservation Program)	MPO Aprv:
CT PROJECT ID:			MPO ID.: MAD406006		State Aprv:
COUNTY: Madera County	ROUTE:		PM:		Federal Aprv:
					EPA TABLE II or III EXEMPT CATEGORY Non capacity widening or bridge reconstruction.

IMPLEMENTING AGENCY: Caltrans
PROJECT MANAGER:

PHONE:

EMAIL:

PROJECT VERSION HISTORY (Printed Version is Shaded)

(Dollars in whole)

Version	Status	Date	Updated By	Change Reason	Amend No.	Prog Con	Prog RW	PE
1	Active	10/24/2017	JFINDLEY	Amendment - New Project	9	43,018,000		

* SHOPP - Bridge Preservation -		PRIOR	16/17	17/18	18/19	19/20	20/21	21/22	BEYOND	TOTAL
* Fund Source 1 of 1	PE									
* Fund Type: SHOPP Advance Construction (AC)	RW									
* Funding Agency:	CON		2,400,000			6,581,000		34,037,000		43,018,000
	Total:		2,400,000			6,581,000		34,037,000		43,018,000

Comments:

New grouped project per Caltrans SHOPP list dated October 2017
***** Version 1 - 10/24/2017 *****

New Project

**Madera County - Federal Transportation Improvement Program
(Dollars in Whole)
Local Highway System**

DIST: 06	PPNO:	EA:	CTIPS ID: 221-0000-0381	TITLE (DESCRIPTION): CMAQ Shoulder Paving (City of Madera; Pecan Avenue from Pine to Golden State - Shoulder Paving)	MPO Aprv: State Aprv: Federal Aprv:
CT PROJECT ID:			MPO ID.: MAD202091		EPA TABLE II or III EXEMPT CATEGORY Shoulder Improvements.
COUNTY: Madera County	ROUTE:		PM:		

IMPLEMENTING AGENCY: Madera, City of
PROJECT MANAGER:

PHONE:

EMAIL:

PROJECT VERSION HISTORY (Printed Version is Shaded)

(Dollars in whole)

Version	Status	Date	Updated By	Change Reason	Amend No.	Prog Con	Prog RW	PE
2	Active	10/26/2017	JFINDLEY	Amendment - Cost/Scope/Sch. Change	9	519,000	80,000	66,000
1	Official	09/21/2016	JFINDLEY	Adoption -		519,000	80,000	66,000

* CMAQ -		PRIOR	16/17	17/18	18/19	19/20	20/21	21/22	BEYOND	TOTAL
* Fund Source 1 of 2	PE						58,000			58,000
	RW						70,000			70,000
* Fund Type: Congestion Mitigation	CON						459,000			459,000
* Funding Agency:	Total:						587,000			587,000

* Local Funds -		PRIOR	16/17	17/18	18/19	19/20	20/21	21/22	BEYOND	TOTAL
* Fund Source 2 of 2	PE						8,000			8,000
	RW						10,000			10,000
* Fund Type: City Funds	CON						60,000			60,000
* Funding Agency:	Total:						78,000			78,000

Project Total:		PRIOR	16/17	17/18	18/19	19/20	20/21	21/22	BEYOND	TOTAL
	PE						66,000			66,000
	RW						80,000			80,000
	CON						519,000			519,000
	Total:						665,000			665,000

Comments:

Amendment due to reduced CMAQ apportionment for FY 2017/2018
***** Version 2 - 10/26/2017 *****
***** Version 1 - 06/14/2016 *****

Amended

**Madera County - Federal Transportation Improvement Program
(Dollars in Whole)
Local Highway System**

DIST: 06	PPNO:	EA:	CTIPS ID: 221-0000-0381	TITLE (DESCRIPTION): CMAQ Shoulder Paving (City of Madera; Pecan Avenue from Pine to Golden State - Shoulder Paving)	MPO Aprv: 09/21/2016 State Aprv: 11/16/2016 Federal Aprv: 12/16/2016
CT PROJECT ID:			MPO ID.: MAD202091		
COUNTY: Madera County	ROUTE:		PM:		EPA TABLE II or III EXEMPT CATEGORY Shoulder Improvements.

IMPLEMENTING AGENCY: Madera, City of
PROJECT MANAGER:

PHONE:

EMAIL:

PROJECT VERSION HISTORY (Printed Version is Shaded)

(Dollars in whole)

<u>Version</u>	<u>Status</u>	<u>Date</u>	<u>Updated By</u>	<u>Change Reason</u>	<u>Amend No.</u>	<u>Prog Con</u>	<u>Prog RW</u>	<u>PE</u>
1	Official	09/21/2016	JFINDLEY	Adoption -		519,000	80,000	66,000

* CMAQ -		<u>PRIOR</u>	<u>16/17</u>	<u>17/18</u>	<u>18/19</u>	<u>19/20</u>	<u>20/21</u>	<u>21/22</u>	<u>BEYOND</u>	<u>TOTAL</u>
* Fund Source 1 of 2	PE			58,000						58,000
	RW						70,000			70,000
* Fund Type: Congestion Mitigation	CON						459,000			459,000
* Funding Agency:	Total:			58,000			529,000			587,000

* Local Funds -		<u>PRIOR</u>	<u>16/17</u>	<u>17/18</u>	<u>18/19</u>	<u>19/20</u>	<u>20/21</u>	<u>21/22</u>	<u>BEYOND</u>	<u>TOTAL</u>
* Fund Source 2 of 2	PE			8,000						8,000
	RW						10,000			10,000
* Fund Type: City Funds	CON						60,000			60,000
* Funding Agency:	Total:			8,000			70,000			78,000

Project Total:		<u>PRIOR</u>	<u>16/17</u>	<u>17/18</u>	<u>18/19</u>	<u>19/20</u>	<u>20/21</u>	<u>21/22</u>	<u>BEYOND</u>	<u>TOTAL</u>
	PE			66,000						66,000
	RW						80,000			80,000
	CON						519,000			519,000
	Total:			66,000			599,000			665,000

Comments:
***** Version 1 - 06/14/2016 *****

Prior

**Madera County - Federal Transportation Improvement Program
(Dollars in Whole)
State Highway System**

DIST: 06	PPNO:	EA:	CTIPS ID: 221-0000-0036	TITLE (DESCRIPTION): HBP Program (HBP Program (Grouped Projects for Bridge Rehabilitation and reconstruction - HBP Program: Projects are consistent with 40 CFR 93.126 Exempt Tables 2 Categories))	MPO Aprv: State Aprv: Federal Aprv:
CT PROJECT ID:			MPO ID.: MAD410001		
COUNTY: Madera County	ROUTE:		PM:		EPA TABLE II or III EXEMPT CATEGORY Non capacity widening or bridge reconstruction.

IMPLEMENTING AGENCY: Various Agencies
PROJECT MANAGER:

PHONE:

EMAIL:

PROJECT VERSION HISTORY (Printed Version is Shaded)

(Dollars in whole)

Version	Status	Date	Updated By	Change Reason	Amend No.	Prog Con	Prog RW	PE
29	Active	11/01/2017	JFINDLEY	Amendment - Cost/Scope/Sch. Change	9	21,787,000		
28	Official	01/18/2017	JFINDLEY	Amendment - Cost/Scope/Sch. Change	1	15,054,000		
27	Official	09/21/2016	JFINDLEY	Adoption - Carry Over		12,573,000		
26	Official	04/20/2016	JFINDLEY	Amendment - Cost/Scope/Sch. Change	14			
25	Official	11/18/2015	AERLANDS	Amendment - Cost/Scope/Sch. Change	10	7,705,000		
24	Official	04/06/2015	JFINDLEY	Amendment - Cost/Scope/Sch. Change	3	12,400,000		
23	Official	01/21/2015	JFINDLEY	Amendment - Cost/Scope/Sch. Change	1	11,263,000		
22	Official	07/23/2014	JFINDLEY	Adoption - Carry Over		8,843,000		
21	Official	01/22/2014	JFINDLEY	Amendment - Cost/Scope/Sch. Change	8	3,320,000		

* Local HBRR - Local FHWA - HBRR		PRIOR	16/17	17/18	18/19	19/20	20/21	21/22	BEYOND	TOTAL
	PE									
	RW									
* Fund Source 1 of 3										
* Fund Type: Highway Bridge Program	CON	4,056,000	560,000	593,000	1,943,000	744,000	12,642,000			20,538,000
* Funding Agency: Caltrans	Total:	4,056,000	560,000	593,000	1,943,000	744,000	12,642,000			20,538,000

* Local Funds -		PRIOR	16/17	17/18	18/19	19/20	20/21	21/22	BEYOND	TOTAL
	PE									
	RW									
* Fund Source 2 of 3										
* Fund Type: County Funds	CON	243,000	70,000		235,000	43,000	634,000			1,225,000
* Funding Agency: Madera County	Total:	243,000	70,000		235,000	43,000	634,000			1,225,000

* Local Funds -		PRIOR	16/17	17/18	18/19	19/20	20/21	21/22	BEYOND	TOTAL
	PE									
	RW									
* Fund Source 3 of 3										
* Fund Type: City Funds	CON		3,000			21,000				24,000
* Funding Agency:	Total:		3,000			21,000				24,000

Project Total:		PRIOR	16/17	17/18	18/19	19/20	20/21	21/22	BEYOND	TOTAL
	PE									
	RW									
	CON	4,299,000	633,000	593,000	2,178,000	808,000	13,276,000			21,787,000
	Total:	4,299,000	633,000	593,000	2,178,000	808,000	13,276,000			21,787,000

Amended

**Madera County - Federal Transportation Improvement Program
(Dollars in Whole)
State Highway System**

Comments:

Per Caltrans updated list 10/26/2017
***** Version 29 - 11/01/2017 *****
Per Caltrans updated list 10/26/16
***** Version 28 - 12/13/2016 *****
***** Version 1 - 05/20/16 *****
Project data transfered from 2014 FTIP.
Per Caltrans memo dated March 29, 2016
***** Version 26 - 04/04/2016 *****
Per Caltrans memo dated October 30, 2015
***** Version 25 - 11/04/2015 *****
Per Caltrans memo dated March 25, 2015
***** Version 24 - 03/30/2015 *****
Per Caltrans memo dated October 29, 2014
***** DFTIP Version 2 - 12/05/2014 *****
***** Version 1 - 03/25/14 *****
Project data transfered from 2012 FTIP.
Per Caltrans memo dated November 15, 2013
***** Version 21 - 12/20/2013 *****
Per Caltrans memo dated March 26, 2013
RTP ID: 2011 RTP, Page 4-26
***** Version 20 - 07/10/2013 *****
Per Caltrans memo dated November 6, 2012
RTP ID: 2011 RTP, Page 4-26
***** Version 19 - 01/09/2013 *****
RTP ID: 2011 RTP, Page 4-26
***** Version 18 - 05/25/2012 *****
Per Caltrans memo dated Oct 20, 2011
RTP ID: 2011 RTP, Page 4-26
***** Version 17 - 01/12/2012 *****
Per Caltrans memo dated March 28, 2011
RTP ID: 2011 RTP, Page 4-26
***** Version 16 - 04/14/2011 *****
***** Version 15 - 03/17/2011 *****
***** Version 14 - 01/13/2011 *****
***** Version 13 - 10/18/2010 *****
***** Version 12 - 07/28/2010 *****
***** Version 11 - 03/11/2010 *****
***** Version 10 - 05/15/2008 *****
***** Version 9 - 01/29/2008 *****
Per Caltrans memo 12/27/2007
***** Version 8 - 01/09/2008 *****
Per Caltrans memo 8/1/2007
***** Version 7 - 02/12/2007 *****
Per Caltrans memo 1/4/2007
***** Version 6 - 04/26/2006 *****
***** Version 5 - 04/18/2005 *****
per Division of Local Assistance 04/04/05
***** Version 4 - 11/23/2004 *****
per Division of Local Assistance 11/19/2004
***** Version 3 - 05/18/2004 *****
***** Version 2 - 04/06/2002 *****
Per Caltrans' memo, projects are consistent with 40 CFR Part 93.126, 127, 128, Exempt Tables 2 & 3.

**Madera County - Federal Transportation Improvement Program
(Dollars in Whole)
State Highway System**

DIST: 06	PPNO:	EA:	CTIPS ID: 221-0000-0036	TITLE (DESCRIPTION): HBP Program (HBP Program (Grouped Projects for Bridge Rehabilitation and reconstruction - HBP Program: Projects are consistent with 40 CFR 93.126 Exempt Tables 2 Categories))	MPO Aprv: 01/18/2017 State Aprv: 02/03/2017 Federal Aprv:
CT PROJECT ID:			MPO ID.: MAD410001		EPA TABLE II or III EXEMPT CATEGORY Non capacity widening or bridge reconstruction.
COUNTY: Madera County	ROUTE:		PM:		

IMPLEMENTING AGENCY: Various Agencies
PROJECT MANAGER:

PHONE:

EMAIL:

PROJECT VERSION HISTORY (Printed Version is Shaded)

(Dollars in whole)

Version	Status	Date	Updated By	Change Reason	Amend No.	Prog Con	Prog RW	PE
28	Official	01/18/2017	JFINDLEY	Amendment - Cost/Scope/Sch. Change	1	15,054,000		
27	Official	09/21/2016	JFINDLEY	Adoption - Carry Over		12,573,000		
26	Official	04/20/2016	JFINDLEY	Amendment - Cost/Scope/Sch. Change	14	7,705,000		
25	Official	11/18/2015	AERLANDS	Amendment - Cost/Scope/Sch. Change	10			
24	Official	04/06/2015	JFINDLEY	Amendment - Cost/Scope/Sch. Change	3	12,400,000		
23	Official	01/21/2015	JFINDLEY	Amendment - Cost/Scope/Sch. Change	1	11,263,000		
22	Official	07/23/2014	JFINDLEY	Adoption - Carry Over		8,843,000		
21	Official	01/22/2014	JFINDLEY	Amendment - Cost/Scope/Sch. Change	8	3,320,000		
20	Official	07/11/2013	DWINNING	Amendment - Cost/Scope/Sch. Change	6	3,643,000		

* Local HBRR - Local FHWA - HBRR		PRIOR	16/17	17/18	18/19	19/20	20/21	21/22	BEYOND	TOTAL
	PE									
	RW									
* Fund Source 1 of 2	CON	4,056,000	268,000	1,816,000		658,000	7,472,000			14,270,000
* Fund Type: Highway Bridge Program										
* Funding Agency: Caltrans	Total:	4,056,000	268,000	1,816,000		658,000	7,472,000			14,270,000

* Local Funds -		PRIOR	16/17	17/18	18/19	19/20	20/21	21/22	BEYOND	TOTAL
	PE									
	RW									
* Fund Source 2 of 2	CON	243,000	3,000	235,000		59,000	244,000			784,000
* Fund Type: County Funds										
* Funding Agency: Madera County	Total:	243,000	3,000	235,000		59,000	244,000			784,000

Project Total:		PRIOR	16/17	17/18	18/19	19/20	20/21	21/22	BEYOND	TOTAL
	PE									
	RW									
	CON	4,299,000	271,000	2,051,000		717,000	7,716,000			15,054,000
	Total:	4,299,000	271,000	2,051,000		717,000	7,716,000			15,054,000

Prior

**Madera County - Federal Transportation Improvement Program
(Dollars in Whole)
State Highway System**

Comments:

Per Caltrans updated list 10/26/16
***** Version 28 - 12/13/2016 *****
***** Version 1 - 05/20/16 *****
Project data transfered from 2014 FTIP.
Per Caltrans memo dated March 29, 2016
***** Version 26 - 04/04/2016 *****
Per Caltrans memo dated October 30, 2015
***** Version 25 - 11/04/2015 *****
Per Caltrans memo dated March 25, 2015
***** Version 24 - 03/30/2015 *****
Per Caltrans memo dated October 29, 2014
***** DFTIP Version 2 - 12/05/2014 *****
***** Version 1 - 03/25/14 *****
Project data transfered from 2012 FTIP.
Per Caltrans memo dated November 15, 2013
***** Version 21 - 12/20/2013 *****
Per Caltrans memo dated March 26, 2013
RTP ID: 2011 RTP, Page 4-26
***** Version 20 - 07/10/2013 *****
Per Caltrans memo dated November 6, 2012
RTP ID: 2011 RTP, Page 4-26
***** Version 19 - 01/09/2013 *****
RTP ID: 2011 RTP, Page 4-26
***** Version 18 - 05/25/2012 *****
Per Caltrans memo dated Oct 20, 2011
RTP ID: 2011 RTP, Page 4-26
***** Version 17 - 01/12/2012 *****
Per Caltrans memo dated March 28, 2011
RTP ID: 2011 RTP, Page 4-26
***** Version 16 - 04/14/2011 *****
***** Version 15 - 03/17/2011 *****
***** Version 14 - 01/13/2011 *****
***** Version 13 - 10/18/2010 *****
***** Version 12 - 07/28/2010 *****
***** Version 11 - 03/11/2010 *****
***** Version 10 - 05/15/2008 *****
***** Version 9 - 01/29/2008 *****
Per Caltrans memo 12/27/2007
***** Version 8 - 01/09/2008 *****
Per Caltrans memo 8/1/2007
***** Version 7 - 02/12/2007 *****
Per Caltrans memo 1/4/2007
***** Version 6 - 04/26/2006 *****
***** Version 5 - 04/18/2005 *****
per Division of Local Assistance 04/04/05
***** Version 4 - 11/23/2004 *****
per Division of Local Assistance 11/19/2004
***** Version 3 - 05/18/2004 *****
***** Version 2 - 04/06/2002 *****
Per Caltrans' memo, projects are consistent with 40 CFR Part 93.126, 127, 128, Exempt Tables 2 & 3.

ATTACHMENT 2
FINANCIAL SUMMARY TABLES

TABLE 1: REVENUE

Madera County Transportation Commission
 2016/17-2019/20 Federal Transportation Improvement Program
 Amendment 9
 (\$'s in 1,000)

Funding Source		NOTES	4 YEAR (FTIP Cycle)								TOTAL CURRENT
			2016/17		2017/18		2018/19		2019/20		
			Amendment		Amendment		Amendment		Amendment		
			Prior No. 8	Current No. 9	Prior No. 8	Current No. 9	Prior No. 8	Current No. 9	Prior No. 8	Current No. 9	
LOCAL	Sales Tax										
	City										
	County										
	Gas Tax										
	Gas Tax (Subventions to Cities)										
	Gas Tax (Subventions to Counties)										
	Other Local Funds	\$6,259	\$6,329	\$10,706	\$10,463	\$19,968	\$20,203	\$47,404	\$47,409	\$84,404	
	County General Funds	\$852	\$919	\$1,191	\$956	\$2,347	\$2,582	\$1,043	\$1,027	\$5,484	
	City General Funds	\$5,407	\$5,410	\$6,515	\$6,507	\$5,121	\$5,121	\$1,861	\$1,882	\$18,920	
	Street Taxes and Developer Fees RSTP Exchange funds			\$3,000	\$3,000	\$12,500	\$12,500	\$44,500	\$44,500	\$60,000	
Transit											
Transit Fares											
Other (See Appendix 1)											
Local Total	\$6,259	\$6,329	\$10,706	\$10,463	\$19,968	\$20,203	\$47,404	\$47,409	\$84,404		
REGIONAL	Tolls										
	Bridge Corridor										
	Regional Sales Tax	\$1,519	\$1,519	\$5,790	\$5,790					\$7,309	
	Regional Gas Tax/Measure Other (See Appendix 2)										
Regional Total	\$1,519	\$1,519	\$5,790	\$5,790					\$7,309		
STATE	State Highway Operations and Protection Program (SHOPP) ¹	\$3,286	\$3,286	\$38,063	\$40,463	\$15,753	\$15,753	\$22,215	\$28,796	\$88,298	
	SHOPP	\$3,286	\$3,286	\$36,463	\$38,863	\$15,753	\$15,753	\$22,215	\$28,796	\$86,698	
	SHOPP Prior										
	State Minor Program			\$1,600	\$1,600					\$1,600	
	State Transportation Improvement Program (STIP) ¹	\$8,591	\$8,591	\$120	\$120	\$120	\$120	\$1,545	\$1,545	\$10,376	
	STIP	\$8,591	\$8,591	\$120	\$120	\$120	\$120	\$1,545	\$1,545	\$10,376	
	STIP Prior										
	State Bond										
	Proposition 1A (High Speed Passenger Train Bond Program)										
	Proposition 1B (Highway Safety, Traffic Reduction, Air Quality, and Port Security Bond Act of 2006)	\$379	\$379							\$379	
Active Transportation Program ¹											
Highway Maintenance (HM) Program ¹											
Highway Bridge Program (HBP) ¹	\$268	\$560	\$1,816	\$593		\$1,943	\$658	\$744	\$3,840		
Traffic Congestion Relief Program (TCRP)											
State Transit Assistance (STA)(e.g., population/revenue based, Prop 42) Other (See Appendix 3)											
State Total	\$12,524	\$12,816	\$39,999	\$41,176	\$15,873	\$17,816	\$24,418	\$31,085	\$102,893		
FEDERAL TRANSIT	5307/5340 - Urbanized Area Formula Grants	\$2,222	\$2,222	\$1,314	\$1,314	\$1,452	\$1,452	\$1,597	\$1,597	\$6,585	
	5309 - Fixed Guideway Capital Investment Grants										
	5309b - New and Small Starts (Capital Investment Grants)										
	5309c - Bus and Bus Related Grants										
	5310 - Enhanced Mobility of Seniors and Individuals with Disabilities										
	5311 - Formula Grants for Rural Areas	\$691	\$691	\$444	\$444	\$464	\$464	\$608	\$608	\$2,207	
	5311F - Intercity Bus										
	5337 - State of Good Repair Grants										
	5339 - Bus and Bus Facilities Formula Grants	\$468	\$468	\$320	\$320			\$363	\$363	\$1,151	
	FTA Transfer from Prior FTIP Other (See Appendix 4)										
Federal Transit Total	\$3,381	\$3,381	\$2,078	\$2,078	\$1,916	\$1,916	\$2,568	\$2,568	\$9,943		
FEDERAL HIGHWAY	Congestion Mitigation and Air Quality (CMAQ) Improvement Program	\$2,472	\$2,471	\$2,555	\$2,500	\$2,589	\$2,589	\$1,928	\$1,928	\$9,488	
	Construction of Ferry Boats and Ferry Terminal Facilities										
	Coordinated Border Infrastructure										
	Corridor Infrastructure Improvement Program										
	Federal Lands Access Program	\$50	\$50			\$11,434	\$11,434			\$11,484	
	Federal Lands Transportation Program										
	High Priority Projects (HPP) and Demo										
	Highway Safety Improvement Program (HSIP)	\$311	\$311							\$311	
	GARVEE Bonds Debt Service Payments										
	National Highway Freight Program										
Nationally Significant Freight and Highway Projects											
Projects of National/Regional Significance											
Public Lands Highway											
Railway-Highway Crossings											
Recreational Trails Program			\$261	\$261					\$261		
SAFETEA-LU Safe Routes to School (SRTS)											
Surface Transportation Block Grant Program (STBGP/RSTP) Other (see Appendix 5)											
Federal Highway Total	\$2,833	\$2,832	\$2,816	\$2,761	\$14,023	\$14,023	\$1,928	\$1,928	\$21,544		
Other Federal Railroad Administration (see Appendix 6)											
Federal Railroad Administration Total											
Federal Total	\$6,214	\$6,213	\$4,894	\$4,839	\$15,939	\$15,939	\$4,496	\$4,496	\$31,487		
INNOVATIVE FINANCE	TIFIA (Transportation Infrastructure Finance and Innovation Act)										
	Other (See Appendix 7)										
Innovative Financing Total											
REVENUE TOTAL	\$26,516	\$26,877	\$61,389	\$62,268	\$51,780	\$53,958	\$76,318	\$82,990	\$226,093		

Financial Summary Notes:

¹ State Programs that include both state and federal funds

TABLE 1: REVENUE - APPENDICES

Madera County Transportation Commission
 2016/17-2019/20 Federal Transportation Improvement Program
 Amendment 9
 (\$'s in 1,000)

Appendix 1 - Local Other

Local Other	2016/17		2017/18		2018/19		2019/20		CURRENT TOTAL
	Prior	Current	Prior	Current	Prior	Current	Prior	Current	
Local Other Total									

Appendix 2 - Regional Other

Regional Other	2016/17		2017/18		2018/19		2019/20		CURRENT TOTAL
	Prior	Current	Prior	Current	Prior	Current	Prior	Current	
Regional Other Total									

Appendix 3 - State Other

State Other	2016/17		2017/18		2018/19		2019/20		CURRENT TOTAL
	Prior	Current	Prior	Current	Prior	Current	Prior	Current	
State Other Total									

Appendix 4 - Federal Transit Other

Federal Transit Other	2016/17		2017/18		2018/19		2019/20		CURRENT TOTAL
	Prior	Current	Prior	Current	Prior	Current	Prior	Current	
Federal Transit Other Total									

Appendix 5 - Federal Highway Other

Federal Highway Other	2016/17		2017/18		2018/19		2019/20		CURRENT TOTAL
	Prior	Current	Prior	Current	Prior	Current	Prior	Current	
Federal Highway Other Total									

Appendix 6 - Federal Railroad Administration Other

Federal Railroad Administration Other	2016/17		2017/18		2018/19		2019/20		CURRENT TOTAL
	Prior	Current	Prior	Current	Prior	Current	Prior	Current	
Federal Railroad Administration Other Total									

Appendix 7 - Innovative Other

Innovative Other	2016/17		2017/18		2018/19		2019/20		CURRENT TOTAL
	Prior	Current	Prior	Current	Prior	Current	Prior	Current	
Innovative Other Total									

TABLE 2: PROGRAMMED

Madera County Transportation Commission
 2016/17-2019/20 Federal Transportation Improvement Program
 Amendment 9
 (\$'s in 1,000)

FUNDING SOURCES		4 YEAR (FTIP Cycle)								TOTAL CURRENT
		2016/17		2017/18		2018/19		2019/20		
		Amendment		Amendment		Amendment		Amendment		
		Prior No. 8	Current No. 9	Prior No. 8	Current No. 9	Prior No. 8	Current No. 9	Prior No. 8	Current No. 9	
LOCAL	Local Total	\$6,259	\$6,329	\$10,706	\$10,463	\$19,968	\$20,203	\$47,404	\$47,409	\$84,404
REGIONAL	Tolls									
	Bridge Corridor									
	Regional Sales Tax	\$1,519	\$1,519	\$5,790	\$5,790					\$7,309
	Regional Gas Tax/Measure									
	Other (See Appendix A)									
	Regional Total	\$1,519	\$1,519	\$5,790	\$5,790					\$7,309
STATE	State Highway Operations and Protection Program (SHOPP) ¹	\$3,286	\$3,286	\$38,063	\$40,463	\$15,753	\$15,753	\$22,215	\$28,796	\$88,298
	SHOPP	\$3,286	\$3,286	\$36,463	\$38,863	\$15,753	\$15,753	\$22,215	\$28,796	\$86,698
	SHOPP Prior									
	State Minor Program			\$1,600	\$1,600					\$1,600
	State Transportation Improvement Program (STIP) ¹	\$8,591	\$8,591	\$120	\$120	\$120	\$120	\$1,545	\$1,545	\$10,376
	STIP	\$8,591	\$8,591	\$120	\$120	\$120	\$120	\$1,545	\$1,545	\$10,376
	STIP Prior									
	State Bond									
	Proposition 1A (High Speed Passenger Train Bond Program)									
	Proposition 1B (Highway Safety, Traffic Reduction, Air Quality, and Port Security Bond Act of 2006)									
	Active Transportation Program ¹	\$379	\$379							\$379
	Highway Maintenance (HM) Program ¹									
	Highway Bridge Program (HBP) ¹	\$268	\$560	\$1,816	\$593		\$1,943	\$658	\$744	\$3,840
Traffic Congestion Relief Program (TCRP)										
State Transit Assistance (STA)(e.g., population/revenue based, Prop 42)										
Other (See Appendix B)										
	State Total	\$12,524	\$12,816	\$39,999	\$41,176	\$15,873	\$17,816	\$24,418	\$31,085	\$102,893
FEDERAL TRANSIT	5307/5340 - Urbanized Area Formula Grants	\$2,222	\$2,222	\$1,314	\$1,314	\$1,452	\$1,452	\$1,597	\$1,597	\$6,585
	5309 - Fixed Guideway Capital Investment Grants									
	5309b - New and Small Starts (Capital Investment Grants)									
	5309c - Bus and Bus Related Grants									
	5310 - Enhanced Mobility of Seniors and Individuals with Disabilities									
	5311 - Formula Grants for Rural Areas	\$691	\$691	\$444	\$444	\$464	\$464	\$608	\$608	\$2,207
	5311f - Intercity Bus									
	5337 - State of Good Repair Grants									
	5339 - Bus and Bus Facilities Formula Grants	\$468	\$468	\$320	\$320			\$363	\$363	\$1,151
	FTA Transfer from Prior FTIP									
Other (See Appendix C)										
	Federal Transit Total	\$3,381	\$3,381	\$2,078	\$2,078	\$1,916	\$1,916	\$2,568	\$2,568	\$9,943
FEDERAL HIGHWAY	Congestion Mitigation and Air Quality (CMAQ) Improvement Program	\$2,466	\$2,466	\$2,550	\$2,492	\$2,583	\$2,583	\$1,912	\$1,912	\$9,453
	Construction of Ferry Boats and Ferry Terminal Facilities									
	Coordinated Border Infrastructure									
	Corridor Infrastructure Improvement Program									
	Federal Lands Access Program	\$50	\$50			\$11,434	\$11,434			\$11,484
	Federal Lands Transportation Program									
	High Priority Projects (HPP) and Demo									
	Highway Safety Improvement Program (HSIP)	\$311	\$311							\$311
	GARVEE Bonds Debt Service Payments									
	National Highway Freight Program									
	Nationally Significant Freight and Highway Projects									
	Projects of National/Regional Significance									
	Public Lands Highway									
Railway-Highway Crossings										
Recreational Trails Program			\$261	\$261					\$261	
SAFETEA-LU Safe Routes to School (SRTS)										
Surface Transportation Block Grant Program (STBGP/RSTP)										
Other (see Appendix D)										
	Federal Highway Total	\$2,827	\$2,827	\$2,811	\$2,753	\$14,017	\$14,017	\$1,912	\$1,912	\$21,509
	Other Federal Railroad Administration (see Appendix E)									
FEDERAL RAIL	Federal Railroad Administration Total									
	Federal Total	\$6,208	\$6,208	\$4,889	\$4,831	\$15,933	\$15,933	\$4,480	\$4,480	\$31,452
INNOVATIVE FINANCE	TIFIA (Transportation Infrastructure Finance and Innovation Act)									
	Other (See Appendix F)									
	Innovative Financing Total									
PROGRAMMED TOTAL		\$26,510	\$26,872	\$61,384	\$62,260	\$51,774	\$53,952	\$76,302	\$82,974	\$226,058

MPO Financial Summary Notes:
¹ State Programs that include both state and federal funds.

TABLE 2: PROGRAMMED - APPENDICES

Madera County Transportation Commission
2016/17-2019/20 Federal Transportation Improvement Program
Amendment 9
(\$'s in 1,000)

Appendix A - Regional Other

Regional Other	2016/17		2017/18		2018/19		2019/20		CURRENT TOTAL
	Prior	Current	Prior	Current	Prior	Current	Prior	Current	
Regional Other Total									

Appendix B - State Other

State Other	2016/17		2017/18		2018/19		2019/20		CURRENT TOTAL
	Prior	Current	Prior	Current	Prior	Current	Prior	Current	
State Other Total									

Appendix C - Federal Transit Other

Federal Transit Other	2016/17		2017/18		2018/19		2019/20		CURRENT TOTAL
	Prior	Current	Prior	Current	Prior	Current	Prior	Current	
Federal Transit Other Total									

Appendix D - Federal Highway Other

Federal Highway Other	2016/17		2017/18		2018/19		2019/20		CURRENT TOTAL
	Prior	Current	Prior	Current	Prior	Current	Prior	Current	
Federal Highway Other Total									

Appendix E - Federal Railroad Administration Other

Federal Railroad Administration Other	2016/17		2017/18		2018/19		2019/20		CURRENT TOTAL
	Prior	Current	Prior	Current	Prior	Current	Prior	Current	
Federal Railroad Administration Other Total									

Appendix F - Innovative Finance Other

Innovative Other	2016/17		2017/18		2018/19		2019/20		CURRENT TOTAL
	Prior	Current	Prior	Current	Prior	Current	Prior	Current	
Innovative Other Total									

TABLE 3: REVENUE-PROGRAMMED

Madera County Transportation Commission
 2016/17-2019/20 Federal Transportation Improvement Program
 Amendment 9
 (\$'s in 1,000)

FUNDING SOURCES		4 YEAR (FTIP Cycle)								TOTAL CURRENT
		2016/17		2017/18		2018/19		2019/20		
		Amendment		Amendment		Amendment		Amendment		
		Prior No. 8	Current No. 9	Prior No. 8	Current No. 9	Prior No. 8	Current No. 9	Prior No. 8	Current No. 9	
LOCAL	Local Total									
REGIONAL	Tolls									
	Bridge									
	Corridor									
	Regional Sales Tax									
	Regional Gas Tax/Measure									
Other										
	Regional Total									
STATE	State Highway Operations and Protection Program (SHOPP) ¹									
	SHOPP									
	SHOPP Prior									
	State Minor Program									
	State Transportation Improvement Program (STIP) ¹									
	STIP									
	STIP Prior									
	State Bond									
	Proposition 1A (High Speed Passenger Train Bond Program)									
	Proposition 1B (Highway Safety, Traffic Reduction, Air Quality, and Port Security Bond Act of 2006)									
	Active Transportation Program ¹									
	Highway Maintenance (HM) Program ¹									
	Highway Bridge Program (HBP) ¹									
	Traffic Congestion Relief Program (TCRP)									
State Transit Assistance (STA)(e.g., population/revenue based, Prop 42)										
Other										
	State Total									
FEDERAL TRANSIT	5307/5340 - Urbanized Area Formula Grants									
	5309 - Fixed Guideway Capital Investment Grants									
	5309b - New and Small Starts (Capital Investment Grants)									
	5309c - Bus and Bus Related Grants									
	5310 - Enhanced Mobility of Seniors and Individuals with Disabilities									
	5311 - Formula Grants for Rural Areas									
	5311f - Intercity Bus									
	5337 - State of Good Repair Grants									
	5339 - Bus and Bus Facilities Formula Grants									
	FTA Transfer from Prior FTIP									
	Other									
		Federal Transit Total								
FEDERAL HIGHWAY	Congestion Mitigation and Air Quality (CMAQ) Improvement Program	\$6	\$5	\$5	\$8	\$6	\$6	\$16	\$16	\$35
	Construction of Ferry Boats and Ferry Terminal Facilities									
	Coordinated Border Infrastructure									
	Corridor Infrastructure Improvement Program									
	Federal Lands Access Program									
	Federal Lands Transportation Program									
	High Priority Projects (HPP) and Demo									
	Highway Safety Improvement Program (HSIP)									
	GARVEE Bonds Debt Service Payments									
	National Highway Freight Program									
	Nationally Significant Freight and Highway Projects									
	Projects of National/Regional Significance									
	Public Lands Highway									
	Railway-Highway Crossings									
	Recreational Trails Program									
	SAFETEA-LU Safe Routes to School (SRTS)									
	Surface Transportation Block Grant Program (STBGP/RSTP)									
Other										
	Federal Highway Total	\$6	\$5	\$5	\$8	\$6	\$6	\$16	\$16	\$35
FEDERAL RAIL	Other Federal Railroad Administration									
	Federal Railroad Administration Total									
	Federal Total	\$6	\$5	\$5	\$8	\$6	\$6	\$16	\$16	\$35
INNOVATIVE FINANCE	TIFIA (Transportation Infrastructure Finance and Innovation Act)									
	Other									
	Innovative Financing Total									
REVENUE - PROGRAM TOTAL		\$6	\$5	\$5	\$8	\$6	\$6	\$16	\$16	\$35

ATTACHMENT 3
PUBLIC NOTICE AND RESOLUTION

**NOTICE OF PUBLIC HEARING ON THE
DRAFT AMENDMENT #9 TO THE 2017 FEDERAL TRANSPORTATION
IMPROVEMENT PROGRAM**

NOTICE IS HEREBY GIVEN that the Madera County Transportation Commission (MCTC) will hold a public hearing on September 20, 2017, at 3:00 p.m. at the MCTC Board Room at 2001 Howard Road, Suite 201, Madera, CA 93637 regarding the Draft Amendment #9 to the 2017 Federal Transportation Improvement Program. The purpose of the hearing is to receive public comments.

The 2017 FTIP is a listing of capital improvement and operational expenditures utilizing federal and state monies for transportation projects in Madera County during the next four years that are eligible to proceed without a conformity determination.

The Draft Amendment #9 to the 2017 FTIP is a Type 3 amendment that contains project phases and/or projects that have been determined to be exempt from the requirement that a conformity determination and/or regional emissions analysis be performed per 40 CFR 93.126, 93.127, or 93.128. Because the projects are exempt, no further conformity determination is required.

A concurrent 7-day public review and comment period will commence on November 2, 2017 and conclude November 9, 2017 at 3:00 p.m. The draft documents are available for review at the MCTC office, located at 2001 Howard Road, Suite 201, Madera, CA 93637 and on the MCTC website at www.maderactc.org.

Public comments are welcomed at the hearing, or may be submitted in writing by 3:00 p.m. on November 9, 2017 to Jeff Findley at the address below.

This public notice of public involvement activities and time established for public review and comments on the FTIP development process will satisfy the FTA's Program of Projects requirements.

After considering the comments, the documents will be considered for adoption, by resolution, by the Madera County Transportation Commission at a regularly scheduled meeting to be held on November 22, 2017. The documents will then be submitted to state and federal agencies for approval.

Contact Person: Jeff Findley, Senior Regional Planner
Madera County Transportation Commission
2001 Howard Road, Suite 201
Madera, CA 93637
(559) 675-0721
jeff@maderactc.org

1
2 BEFORE
3 THE COMMISSIONERS OF THE MADERA COUNTY TRANSPORTATION COMMISSION
4 COUNTY OF MADERA, STATE OF CALIFORNIA
5

6
7 In the matter of) Resolution No. 16-12
8 **THE 2017 FEDERAL**) Amendment No. 9
9 **TRANSPORTATION**) Formal Amendment
10 **IMPROVEMENT PROGRAM**) Type 3
11

12
13 **WHEREAS,** the Madera County Transportation Commission (MCTC) is a Regional
14 Transportation Planning Agency and a Metropolitan Planning Organization, pursuant to State and Federal
15 designation; and
16

17 **WHEREAS,** federal planning regulations require that Metropolitan Planning Organizations
18 prepare and adopt a short range Federal Transportation Improvement Program (FTIP) for their region; and
19

20 **WHEREAS,** Amendment #9 to the 2017 Federal Transportation Improvement Program (2017
21 FTIP) has been prepared to comply with Federal and State requirements for local projects through a
22 cooperative process between the Federal Highway Administration (FHWA), the Federal Transit
23 Administration (FTA), the State Department of Transportation (Caltrans), principal elected officials of
24 general purpose local governments and their staffs, and public owner operators of mass transportation
25 services acting through the Madera County Transportation Commission forum and general public
26 involvement; and
27

28 **WHEREAS,** Amendment #9 to the 2017 FTIP program listing is consistent with: 1) the 2014
29 Regional Transportation Plan, as amended, 2) the 2016 State Transportation Improvement Program; and 3)
30 the Corresponding Conformity Analysis, as amended; and
31

32 **WHEREAS,** Amendment #9 to the 2017 FTIP contains the MPO's certification of the
33 transportation planning process assuring that all federal requirements have been fulfilled; and
34

35 **WHEREAS,** Amendment #9 to the 2017 FTIP meets all applicable transportation planning
36 requirements per Title 23 CFR Part 450; and
37

38 **WHEREAS,** projects submitted in Amendment #9 to the 2017 FTIP must be financially
39 constrained and the financial plan affirms that funding is available; and
40

41 **WHEREAS,** Amendment #9 to the 2017 FTIP meets the transportation conformity provisions of
42 40 CFR Part 93; and
43

44 **WHEREAS,** Amendment #9 to the 2017 FTIP relies on the federally approved Air Quality
45 Conformity Determination; and
46

47 **WHEREAS,** Amendment #9 to the 2017 FTIP does not interfere with the timely implementation of
48 the Transportation Control Measures; and
49

50 **WHEREAS,** Amendment #9 to the 2017 FTIP conforms to the applicable SIPs; and
51

1 **WHEREAS**, the documents have been widely circulated and reviewed by MCTC advisory
2 committees representing the technical and management staffs of the member agencies; representatives of
3 other governmental agencies, including State and Federal; representatives of special interest groups;
4 representatives of the private business sector; and residents of Madera County consistent with public
5 participation process adopted by MCTC; and
6

7 **WHEREAS**, a public hearing was conducted on November 22, 2017 to hear and consider
8 comments on Amendment #9 to the 2017 FTIP; and
9

10 **NOW, THEREFORE, BE IT RESOLVED**, that MCTC adopts Amendment #9 to the 2017 FTIP.
11

12 **BE IT FURTHER RESOLVED**, that the MCTC finds that Amendment #9 to the 2017 FTIP is
13 in conformity with the requirements of the Federal Clean Air Act Amendments and applicable State
14 Implementation Plans for air quality.
15

16 The foregoing resolution was adopted this 22nd day of November, 2017 by the following vote:
17

- 18 Commissioner Rodriguez voted: _____
- 19 Commissioner Frazier voted: _____
- 20 Commissioner Wheeler voted: _____
- 21 Commissioner Oliver voted: _____
- 22 Commissioner Medellin voted: _____
- 23 Commissioner Ahmed voted: _____

24
25
26
27 _____
Chairman, Madera County Transportation Commission
28

29
30
31
32 _____
Executive Director, Madera County Transportation Commission
33

ATTACHMENT 4
GROUPED PROJECT AND/OR BACK UP LISTING

Madera County
SHOPP Lump Sum by Category and Fund Type
Dollars x \$1000

2016

	TOTAL	PRIOR	01/01	01/01	01/01	01/02	02/02	PE	RW	CON
Madera County										
SHOPP - Bridge Preservation										
Bridge - State (HBRR)	\$8,981			\$2,400		\$6,581		\$4,950	\$31	\$4,000
TOTAL	\$8,981			\$2,400		\$6,581		\$4,950	\$31	\$4,000
SHOPP - Collision Reduction										
National Hwy System	\$3,286		\$3,286					\$763	\$23	\$2,500
Surface Transportation Program	\$1,639			\$1,639				\$618	\$30	\$991
TOTAL	\$4,925		\$3,286	\$1,639				\$1,381	\$53	\$3,491
SHOPP - Emergency Response										
National Hwy System	\$29,198			\$29,198				\$2,278	\$49	\$26,871
TOTAL	\$29,198			\$29,198				\$2,278	\$49	\$26,871
SHOPP - Roadside Preservation										
National Hwy System	\$2,000				\$2,000			\$135	\$5	\$1,860
TOTAL	\$2,000				\$2,000			\$135	\$5	\$1,860
SHOPP - Roadway Preservation										
National Hwy System	\$41,594			\$5,626	\$13,753	\$22,215		\$7,274	\$4,731	\$29,589
TOTAL	\$41,594			\$5,626	\$13,753	\$22,215		\$7,274	\$4,731	\$29,589
County TOTAL	\$86,698		\$3,286	\$38,863	\$15,753	\$28,796		\$16,018	\$4,869	\$65,811
MPO TOTAL	\$86,698		\$3,286	\$38,863	\$15,753	\$28,796		\$16,018	\$4,869	\$65,811

Madera County
SHOPP Lump Sum by Category and Fund Type
Dollars x \$1000

2016

MPO_ID	CTIPS ID	CO	Dist	EA	Route	DESCRIPTION	PE	RW	CON
SHOPP - Bridge Preservation									
Madera County									
	12100000261	MAD	06	0V120	99	Near the city of Madera, at Cottonwood Creek Bridge No. 41-0065R, No. 41-0065L, and No. 41-0065S. Replace bridges to mitigate corrosion by chloride latent concrete.	2,400	0	0
	12100000261	MAD	06	0V120	99	Near the city of Madera, at Cottonwood Creek Bridge No. 41-0065R, No. 41-0065L, and No. 41-0065S. Replace bridges to mitigate corrosion by chloride latent concrete.	3,200	237	30,600
	12100000262	MAD	06	0U170	99	Near the city of Madera, at South Gateway Drive Overcrossing No. 41-0046K. Replace bridge railing, grind deck, and place reinforced portland cement concrete (PCC)	2,550	31	4,000
						County Total	8,150	268	34,600
						MPO			
						SHOPP - Bridge Preservation Total:	8,150	268	34,600

Madera County
SHOPP Lump Sum by Category and Fund Type
Dollars x \$1000

2016

MPO_ID	CTIPS ID	CO	Dist	EA	Route	DESCRIPTION	PE	RW	CON
SHOPP - Collision Reduction									
Madera County									
	12100000249	MAD	06	0Q610	99	In and near the cities of Madera and Chowchilla, from Route 145/99 Separation to the N99 & 233 Connector at various locations. Roadside maintenance safety improvements.	763	23	2,500
	12100000257	MAD	06	0U710	41	In Madera County, on Route 41 at various locations; also on Routes 49 and 145 at various locations. Construct center line and shoulder rumble strips.	618	30	991
						County Total	1,381	53	3,491
						MPO			
						SHOPP - Collision Reduction Total:	1,381	53	3,491

Madera County
SHOPP Lump Sum by Category and Fund Type
Dollars x \$1000

2016

MPO_ID	CTIPS ID	CO	Dist	EA	Route	DESCRIPTION	PE	RW	CON
SHOPP - Emergency Response									
Madera County									
	12100000259	MAD	06	0U950	Var	In Tulare, Fresno and Madera Counties, at various locations. Remove dead trees to eliminate potential fall hazards.	2,278	49	26,871
County Total							2,278	49	26,871
MPO							SHOPP - Emergency Response Total:		
							2,278	49	26,871

Madera County
SHOPP Lump Sum by Category and Fund Type
Dollars x \$1000

2016

MPO_ID	CTIPS ID	CO	Dist	EA	Route	DESCRIPTION	PE	RW	CON
SHOPP - Roadside Preservation									
Madera County									
	12100000256	MAD	06	0U020	VAR	In various counties and on various routes. Establish mitigation bank for future Caltrans projects in Districts 6 and 10 to protect the California Tiger Salamander.	135	5	1,860
County Total							135	5	1,860
MPO							SHOPP - Roadside Preservation Total:		
							135	5	1,860

Madera County
SHOPP Lump Sum by Category and Fund Type
Dollars x \$1000

2016

MPO_ID	CTIPS ID	CO	Dist	EA	Route	DESCRIPTION	PE	RW	CON
SHOPP - Roadway Preservation									
Madera County									
	12100000260	MAD	06	0U520	99	In and near Madera, from 0.3 mile north of Avenue 16 Overcrossing to 0.9 mile north of Avenue 20 Overcrossing. Rehabilitate pavement on mainline and ramps.	1,118	46	12,589
	12100000254	MAD	06	0R210	41	Near Fresno, from north of Avenue 15 to south of Route 145. Roadway rehabilitation. Additional \$22,000 from Local/Private Contribution.	4,853	4,456	12,906
	12100000250	MAD	06	0R160	41	In and near Oakhurst, from north of Road 426 to north of Allen Road. Rehabilitate pavement.	1,303	229	4,094
						County Total	7,274	4,731	29,589
						MPO	7,274	4,731	29,589
						SHOPP - Roadway Preservation Total:	7,274	4,731	29,589

2016/17-2021/22 Highway Bridge Program

CAUTION -- This is NOT the FTIP/FSTIP. See the appropriate FTIP/FSTIP for current funding commitments. This listing provides the HBP lump sum amounts that should be programmed in the FTIP.

10/26/2017, 1:39 PM

- Notes:
- 1) This report summarizes how much HBP funds should be programmed as lump sum for the MPO.
 - 2) Programmed funds are based on rough estimates provided by local agencies. Guaranteed funding levels are determined at time of authorization for given phase of work.
 - 3) Prop 1B bond funds for the Local Seismic Safety Retrofit Program (LSSRP) used for matching federal funds are also managed by Caltrans.
 - 4) Financial constraint of LOCAL matching funds (including regional STIP funds) and LOCAL Advance Construction (AC) is the responsibility of the MPOs and their local agencies.
 - 5) Corrections to this report should be addressed to the District Local Assistance Engineer:

<http://www.dot.ca.gov/hq/LocalPrograms/dlae.htm>

Note id: 13

2016/17-2021/22 Highway Bridge Program

6138

Madera County Transportation Commission

Number of Projects: 10

Project Costs to be programmed under construction:

	Prior	16/17	17/18	18/19	19/20	20/21	21/22	Beyond	Total
Fed \$	1,296,444	560,395	593,450	1,943,250	743,626			12,641,983	17,779,147
Local Match	61,106	72,605		235,250	63,954			633,718	1,066,633
LSSRP Bond									
Local AC									
Total	1,357,550	633,000	593,450	2,178,500	807,580			13,275,700	18,845,780

2016/17-2021/22 Highway Bridge Program

See the appropriate FTIP/FSTIP for current funding commitments. This listing provides the backup project information to support the lump sum amounts programmed in the FTIP.

10/26/2017, 1:39 PM

- Notes:
- 1) This is the FTIP lump sum “backup” list for HBP funded projects. Please see the Local Assistance web site for the most current listings:

http://www.dot.ca.gov/hq/LocalPrograms/hbrr99/HBP_FSTIP.html
 - 2) The purpose of this list is to show which projects being advanced by local agencies have met the eligibility requirements of the federal Highway Bridge Program and have been prioritized for funding by the Department in cooperation with local agencies for funding.
 - 3) Contractual funding levels are determined at time of federal authorization/obligation for given phase of work. For details see Chapter 3 of the Local Assistance Procedures Manual.
 - 4) For FTIP/FSTIP purposes, Federal Highway Bridge Program (HBP) funding constraint is managed by Caltrans.
 - 5) Prop 1B bond funds for the Local Seismic Safety Retrofit Program (LSSRP) used for matching federal funds are also managed by Caltrans.
 - 6) Financial constraint of LOCAL matching funds (including regional STIP funds) and LOCAL Advance Construction (AC) is the responsibility of the MPOs and their local agencies.
 - 7) Some projects show that they are programmed using State STP funds. These funds are HBP funds transferred to the STP for bridge work that is not ordinarily eligible for HBP funds. See the HB Program Guidelines for details. Do not confuse these STP funds with Regional STP funds.
 - 8) Corrections to this report should be addressed to the District Local Assistance Engineer:

<http://www.dot.ca.gov/hq/LocalPrograms/dlae.htm>

2016/17-2021/22 Highway Bridge Program

See the appropriate FTIP/FSTIP for current funding commitments. This listing provides the backup project information to support the lump sum amounts programmed in the FTIP.

District: 06 County: Madera

Responsible Agency HBP-ID Project Description

Chowchilla 4473 BRIDGE NO. 41C0033, ROAD 16 OVER BERENDA SLOUGH, 0.6 MI N OF AVE 23. Scour countermeasure project. 10/6/2016:

Phase Summary:	Prior	16/17	17/18	18/19	19/20	20/21	21/22	Beyond	Total
PE					335,500				335,500
R/W									
CON								1,878,000	1,878,000
Total					335,500			1,878,000	2,213,500
Fund Source Summary:	Prior	16/17	17/18	18/19	19/20	20/21	21/22	Beyond	Total
Fed \$					297,018			1,662,593	1,959,612
Local Match					38,482			215,407	253,888
LSSRP Bond									
Local AC									
Total					335,500			1,878,000	2,213,500
PE Summary:	Prior	16/17	17/18	18/19	19/20	20/21	21/22	Beyond	Total
Fed \$					297,018				297,018
Local Match					38,482				38,482
LSSRP Bond									
Local AC									
Total					335,500				335,500
CON Summary:	Prior	16/17	17/18	18/19	19/20	20/21	21/22	Beyond	Total
Fed \$								1,662,593	1,662,593
Local Match								215,407	215,407
LSSRP Bond									
Local AC									
Total								1,878,000	1,878,000

Project #:
5258(038)

2016/17-2021/22 Highway Bridge Program

See the appropriate FTIP/FSTIP for current funding commitments. This listing provides the backup project information to support the lump sum amounts programmed in the FTIP.

District: 06 County: Madera

Responsible Agency HBP-ID Project Description

Chowchilla 4494 BRIDGE NO. PM00156, Bridge Preventive Maintenance Program (BPMP) various bridges in the City of Chowchilla. See Caltrans Local Assistance HBP website for backup list of projects.

Phase Summary:	Prior	16/17	17/18	18/19	19/20	20/21	21/22	Beyond	Total
PE					45,000				45,000
R/W									
CON								135,000	135,000
Total					45,000			135,000	180,000
Fund Source Summary:	Prior	16/17	17/18	18/19	19/20	20/21	21/22	Beyond	Total
Fed \$					39,839			119,516	159,354
Local Match					5,162			15,485	20,646
LSSRP Bond									
Local AC									
Total					45,000			135,000	180,000
PE Summary:	Prior	16/17	17/18	18/19	19/20	20/21	21/22	Beyond	Total
Fed \$					39,839				39,839
Local Match					5,162				5,162
LSSRP Bond									
Local AC									
Total					45,000				45,000
CON Summary:	Prior	16/17	17/18	18/19	19/20	20/21	21/22	Beyond	Total
Fed \$								119,516	119,516
Local Match								15,485	15,485
LSSRP Bond									
Local AC									
Total								135,000	135,000

Project #: 5258(039)

2016/17-2021/22 Highway Bridge Program

See the appropriate FTIP/FSTIP for current funding commitments. This listing provides the backup project information to support the lump sum amounts programmed in the FTIP.

District: 06 County: Madera

Responsible Agency HBP-ID Project Description

Madera 4310 BRIDGE NO. PM00133, Bridge Preventive Maintenance Program (BPMP), various bridges in the City of Madera. See Caltrans Local Assistance HBP web site for backup list of bridges.

Phase Summary:	Prior	16/17	17/18	18/19	19/20	20/21	21/22	Beyond	Total
PE	29,000	25,000							54,000
R/W									
CON					137,080				137,080
Total	29,000	25,000			137,080				191,080
Fund Source Summary:	Prior	16/17	17/18	18/19	19/20	20/21	21/22	Beyond	Total
Fed \$	25,674	22,133			121,357				169,163
Local Match	3,326	2,868			15,723				21,917
LSSRP Bond									
Local AC									
Total	29,000	25,000			137,080				191,080
PE Summary:	Prior	16/17	17/18	18/19	19/20	20/21	21/22	Beyond	Total
Fed \$	25,674	22,133							47,806
Local Match	3,326	2,868							6,194
LSSRP Bond									
Local AC									
Total	29,000	25,000							54,000
CON Summary:	Prior	16/17	17/18	18/19	19/20	20/21	21/22	Beyond	Total
Fed \$					121,357				121,357
Local Match					15,723				15,723
LSSRP Bond									
Local AC									
Total					137,080				137,080

Project #: 5157(104)

2016/17-2021/22 Highway Bridge Program

See the appropriate FTIP/FSTIP for current funding commitments. This listing provides the backup project information to support the lump sum amounts programmed in the FTIP.

District: 06 County: Madera

Responsible Agency HBP-ID Project Description

Madera County 3930 BRIDGE NO. 41C0032, AVE 25, OVER ASH SLOUGH, 0.5 MI W RD 13. Replace 2 Lane Bridge with 2 Lane Bridge. No added lane capacity Change!

Phase Summary:	Prior	16/17	17/18	18/19	19/20	20/21	21/22	Beyond	Total
PE	75,000	608,000							683,000
R/W					40,000				40,000
CON								3,512,000	3,512,000
Total	75,000	608,000			40,000			3,512,000	4,235,000

Fund Source Summary:	Prior	16/17	17/18	18/19	19/20	20/21	21/22	Beyond	Total
Fed \$	66,398	538,262			35,412			3,109,174	3,749,246
Local Match	8,603	69,738			4,588			402,826	485,755
LSSRP Bond									
Local AC									
Total	75,000	608,000			40,000			3,512,000	4,235,000

PE Summary:	Prior	16/17	17/18	18/19	19/20	20/21	21/22	Beyond	Total
Fed \$	66,398	538,262							604,660
Local Match	8,603	69,738							78,340
LSSRP Bond									
Local AC									
Total	75,000	608,000							683,000

R/W Summary:	Prior	16/17	17/18	18/19	19/20	20/21	21/22	Beyond	Total
Fed \$					35,412				35,412
Local Match					4,588				4,588
LSSRP Bond									
Local AC									
Total					40,000				40,000

CON Summary:	Prior	16/17	17/18	18/19	19/20	20/21	21/22	Beyond	Total
Fed \$								3,109,174	3,109,174
Local Match								402,826	402,826
LSSRP Bond									
Local AC									
Total								3,512,000	3,512,000

Project #: 5941(100)

2016/17-2021/22 Highway Bridge Program

See the appropriate FTIP/FSTIP for current funding commitments. This listing provides the backup project information to support the lump sum amounts programmed in the FTIP.

District: 06 County: Madera

Responsible Agency HBP-ID Project Description

Madera County 4258 BRIDGE NO. 41C0099, CR 5.5 OVER CHOWCHILLA RIVER, 0.23 MI N OF AVE 24. Replace 2 lane bridge with 2 lane bridge. No added lane capacity. 10/28/2015: Toll credits used for PE and CON. 8/25/2017: Toll credits used for R/W. Change!

Phase Summary:	Prior	16/17	17/18	18/19	19/20	20/21	21/22	Beyond	Total
PE	281,250		110,750						392,000
R/W					50,000				50,000
CON								1,525,000	1,525,000
Total	281,250		110,750		50,000			1,525,000	1,967,000
Fund Source Summary:	Prior	16/17	17/18	18/19	19/20	20/21	21/22	Beyond	Total
Fed \$	281,250		110,750		50,000			1,525,000	1,967,000
Local Match									
LSSRP Bond									
Local AC									
Total	281,250		110,750		50,000			1,525,000	1,967,000
PE Summary:	Prior	16/17	17/18	18/19	19/20	20/21	21/22	Beyond	Total
Fed \$	281,250		110,750						392,000
Local Match									
LSSRP Bond									
Local AC									
Total	281,250		110,750						392,000
R/W Summary:	Prior	16/17	17/18	18/19	19/20	20/21	21/22	Beyond	Total
Fed \$					50,000				50,000
Local Match									
LSSRP Bond									
Local AC									
Total					50,000				50,000
CON Summary:	Prior	16/17	17/18	18/19	19/20	20/21	21/22	Beyond	Total
Fed \$								1,525,000	1,525,000
Local Match									
LSSRP Bond									
Local AC									
Total								1,525,000	1,525,000

Project #: 5941(104)

2016/17-2021/22 Highway Bridge Program

See the appropriate FTIP/FSTIP for current funding commitments. This listing provides the backup project information to support the lump sum amounts programmed in the FTIP.

District: 06 County: Madera

Responsible Agency HBP-ID Project Description

Madera County 3494 BRIDGE NO. 41C0123, SCHOOL RD 427, OVER OAK CREEK, 0.1 MI E RD 418. Replace 2 lane bridge with 2 lane bridge. Toll Credits programmed for PE, R/W. & Con.

Phase Summary:	Prior	16/17	17/18	18/19	19/20	20/21	21/22	Beyond	Total
PE	276,800		482,700						759,500
R/W					140,000				140,000
CON								4,253,200	4,253,200
Total	276,800		482,700		140,000			4,253,200	5,152,700
Fund Source Summary:	Prior	16/17	17/18	18/19	19/20	20/21	21/22	Beyond	Total
Fed \$	276,800		482,700		140,000			4,253,200	5,152,700
Local Match									
LSSRP Bond									
Local AC									
Total	276,800		482,700		140,000			4,253,200	5,152,700
PE Summary:	Prior	16/17	17/18	18/19	19/20	20/21	21/22	Beyond	Total
Fed \$	276,800		482,700						759,500
Local Match									
LSSRP Bond									
Local AC									
Total	276,800		482,700						759,500
R/W Summary:	Prior	16/17	17/18	18/19	19/20	20/21	21/22	Beyond	Total
Fed \$					140,000				140,000
Local Match									
LSSRP Bond									
Local AC									
Total					140,000				140,000
CON Summary:	Prior	16/17	17/18	18/19	19/20	20/21	21/22	Beyond	Total
Fed \$								4,253,200	4,253,200
Local Match									
LSSRP Bond									
Local AC									
Total								4,253,200	4,253,200

Project #: 5941(081)

2016/17-2021/22 Highway Bridge Program

See the appropriate FTIP/FSTIP for current funding commitments. This listing provides the backup project information to support the lump sum amounts programmed in the FTIP.

District: 06 County: Madera

Responsible Agency HBP-ID Project Description

Madera County 3564 BRIDGE NO. 41C0130, ON ROAD 23, OVER DRY CREEK, 0.5 MI S OF AVE 18 1/2. Replace 2 lane bridge with 2 lane bridge.

Phase Summary:	Prior	16/17	17/18	18/19	19/20	20/21	21/22	Beyond	Total
PE	366,250								366,250
R/W	30,000								30,000
CON				2,051,000					2,051,000
Total	396,250			2,051,000					2,447,250
Fund Source Summary:	Prior	16/17	17/18	18/19	19/20	20/21	21/22	Beyond	Total
Fed \$	350,800			1,815,750					2,166,550
Local Match	45,450			235,250					280,700
LSSRP Bond									
Local AC									
Total	396,250			2,051,000					2,447,250
PE Summary:	Prior	16/17	17/18	18/19	19/20	20/21	21/22	Beyond	Total
Fed \$	324,241								324,241
Local Match	42,009								42,009
LSSRP Bond									
Local AC									
Total	366,250								366,250
R/W Summary:	Prior	16/17	17/18	18/19	19/20	20/21	21/22	Beyond	Total
Fed \$	26,559								26,559
Local Match	3,441								3,441
LSSRP Bond									
Local AC									
Total	30,000								30,000
CON Summary:	Prior	16/17	17/18	18/19	19/20	20/21	21/22	Beyond	Total
Fed \$				1,815,750					1,815,750
Local Match				235,250					235,250
LSSRP Bond									
Local AC									
Total				2,051,000					2,051,000

Project #:
5941(088)

2016/17-2021/22 Highway Bridge Program

See the appropriate FTIP/FSTIP for current funding commitments. This listing provides the backup project information to support the lump sum amounts programmed in the FTIP.

District: 06 County: Madera

Responsible Agency HBP-ID Project Description

Madera County 3562 BRIDGE NO. 41C0149, AVENUE 16.5 OVER DRY CREEK, AT ROAD 19. Replace 2 lane bridge with 2 lane bridge - Toll Credits programmed for PE, R/W & CON.

Phase Summary:	Prior	16/17	17/18	18/19	19/20	20/21	21/22	Beyond	Total
PE	166,750								166,750
R/W					60,000				60,000
CON								835,000	835,000
Total	166,750				60,000			835,000	1,061,750
Fund Source Summary:	Prior	16/17	17/18	18/19	19/20	20/21	21/22	Beyond	Total
Fed \$	166,750				60,000			835,000	1,061,750
Local Match									
LSSRP Bond									
Local AC									
Total	166,750				60,000			835,000	1,061,750
PE Summary:	Prior	16/17	17/18	18/19	19/20	20/21	21/22	Beyond	Total
Fed \$	166,750								166,750
Local Match									
LSSRP Bond									
Local AC									
Total	166,750								166,750
R/W Summary:	Prior	16/17	17/18	18/19	19/20	20/21	21/22	Beyond	Total
Fed \$					60,000				60,000
Local Match									
LSSRP Bond									
Local AC									
Total					60,000				60,000
CON Summary:	Prior	16/17	17/18	18/19	19/20	20/21	21/22	Beyond	Total
Fed \$								835,000	835,000
Local Match									
LSSRP Bond									
Local AC									
Total								835,000	835,000

Project #: 5941(089)

2016/17-2021/22 Highway Bridge Program

See the appropriate FTIP/FSTIP for current funding commitments. This listing provides the backup project information to support the lump sum amounts programmed in the FTIP.

District: 06 County: Madera

Responsible Agency HBP-ID Project Description

Madera County 4257 BRIDGE NO. 41C0162, C.R. 210 OVER RYAN CREEK, 4.0 MI E OF CR 211. Replace 1 lane bridge with 2 lane bridge. Not capacity increasing project. 10/24/2014: Toll Credits programmed for PE & CON.

Phase Summary:	Prior	16/17	17/18	18/19	19/20	20/21	21/22	Beyond	Total
PE	100,000			127,500					227,500
R/W									
CON								1,137,500	1,137,500
Total	100,000			127,500				1,137,500	1,365,000
Fund Source Summary:	Prior	16/17	17/18	18/19	19/20	20/21	21/22	Beyond	Total
Fed \$	100,000			127,500				1,137,500	1,365,000
Local Match									
LSSRP Bond									
Local AC									
Total	100,000			127,500				1,137,500	1,365,000
PE Summary:	Prior	16/17	17/18	18/19	19/20	20/21	21/22	Beyond	Total
Fed \$	100,000			127,500					227,500
Local Match									
LSSRP Bond									
Local AC									
Total	100,000			127,500					227,500
CON Summary:	Prior	16/17	17/18	18/19	19/20	20/21	21/22	Beyond	Total
Fed \$								1,137,500	1,137,500
Local Match									
LSSRP Bond									
Local AC									
Total								1,137,500	1,137,500

Project #:
5941(103)

2016/17-2021/22 Highway Bridge Program

See the appropriate FTIP/FSTIP for current funding commitments. This listing provides the backup project information to support the lump sum amounts programmed in the FTIP.

District: 06 County: Madera

Responsible Agency HBP-ID Project Description

Madera County 3981 BRIDGE NO. PM00072, Developing of the Bridge Preventive Maintenance Plan by Madera County. (Project studies only - for developing projects list - NOT for project development)

Phase Summary:	Prior	16/17	17/18	18/19	19/20	20/21	21/22	Beyond	Total
PE	32,500								32,500
R/W									
CON									
Total	32,500								32,500
Fund Source Summary:	Prior	16/17	17/18	18/19	19/20	20/21	21/22	Beyond	Total
Fed \$	28,772								28,772
Local Match	3,728								3,728
LSSRP Bond									
Local AC									
Total	32,500								32,500
PE Summary:	Prior	16/17	17/18	18/19	19/20	20/21	21/22	Beyond	Total
Fed \$	28,772								28,772
Local Match	3,728								3,728
LSSRP Bond									
Local AC									
Total	32,500								32,500

Project #: 5941(098)

2016/17-2021/22 Highway Bridge Program

See the appropriate FTIP/FSTIP for current funding commitments. This listing provides the backup project information to support the lump sum amounts programmed in the FTIP.

District: 06 County: Madera

Responsible Agency HBP-ID Project Description

MPO Summary: Madera County Transportation Commission

Number of Projects: 10

Totals:

	Prior	16/17	17/18	18/19	19/20	20/21	21/22	Beyond	Total
Fed \$	1,296,444	560,395	593,450	1,943,250	743,626			12,641,983	17,779,147
Local Match	61,106	72,605		235,250	63,954			633,718	1,066,633
LSSRP Bond									
Local AC									
Total for all Phases	1,357,550	633,000	593,450	2,178,500	807,580			13,275,700	18,845,780

MEMORANDUM

ITEM IV- C

DATE: November 22, 2017

TO: MCTC Policy Board

FROM: Jeff Findley, Senior Regional Planner
Madera County Transportation Commission

RE: 2018 Madera County Regional Transportation Improvement Program (RTIP) – Resolution 17-10 –
ITEM IV C

I. Requested Action:

Approve the 2018 Madera County Regional Transportation Improvement Program (RTIP) by Resolution 17-10.

II. Summary:

Summary: Enclosed is the DRAFT 2018 Regional Transportation Improvement Plan (RTIP) for the Madera Region for submission to the California Transportation Commission. The RTIP must be submitted by December 15, 2017.

There was a reduction in STIP capacity in 2016, resulting in the removal of MCTC's SR 99 Avenue 7-12 widening project from the STIP and ITIP. Due to the passage of SB 1, the project is being restored in the 2018 ITIP and 2018 STIP as an Advanced Project Development Element. MCTC is requesting that the existing SR 99 Avenue 12-17 widening project be carried over to the 2018 STIP.

IV. Fiscal Impact:

No fiscal impact to the MCTC FY 2017/18 Overall Work Program and Budget

Madera County Transportation Commission

2018

Regional Transportation Improvement Program



Fiscal Years 2018/19 through 2022/23

DRAFT

November 22, 2017



Madera County Transportation Commission
2001 Howard Road, Suite 201
Madera, CA 93637

www.maderactc.org



2001 Howard Road, Suite 201
Madera, California 93637

Office: 559-675-0721 Fax: 559-675-9328
Website: www.maderactc.org

November 22, 2017

Susan Bransen, Executive Director
California Transportation Commission
1120 N Street, Room 2233 (MS-52)
Sacramento, CA 95814

RE: Submittal of MCTC's 2018 Regional Transportation Improvement Program

Dear Ms. Bransen:

The Madera County Transportation Commission (MCTC) is the Metropolitan Planning Organization (MPO), and Regional Transportation Planning Agency (RTPA) for Madera County. The development of the MCTC 2018 Regional Transportation Improvement Program (RTIP) incorporates input from stakeholders, partner agencies, and the public. The list of projects identified in this RTIP represents some of the Madera region's priority projects.

MCTC has worked closely with Caltrans District 6 Staff to develop the project list in the 2018 RTIP. Caltrans and MCTC staffs meet on a quarterly basis to discuss the status of STIP projects and other regional projects for which Caltrans is either the lead agency or provides direct oversight. MCTC is requesting the restoration of the SR 99 Avenue 7-12 highway widening project that was previously deleted from the 2016 STIP.

Please feel free to contact myself, Troy McNeil or Jeff Findley of my staff at (559) 675-0721 if you have any questions or require additional information regarding the MCTC 2018 RTIP.

Sincerely,

Patricia Taylor, Executive Director
Madera County Transportation Commission

Member Agencies: County of Madera, City of Madera, City of Chowchilla

**2018 REGIONAL TRANSPORTATION IMPROVEMENT
PROGRAM (2018 RTIP)
MADERA COUNTY TRANSPORTATION COMMISSION**

Table of Contents

	<u>Page Number</u>
<u>Cover Letter</u>	
A. <u>Overview and Schedule</u>	
Section 1. Executive Summary.....	1
Section 2. General Information.....	1
Section 3. Background of Regional Transportation Improvement Program (RTIP).....	2
Section 4. Completion of Prior RTIP Projects.....	3
Section 5. RTIP Outreach and Participation.....	4
B. <u>2018 STIP Regional Funding Request</u>	
Section 6. 2018 STIP Regional Share and Request for Programming.....	5
Section 7. Overview of Other Funding Included With Delivery of Regional Improvement Program (RIP) Projects.....	6
Section 8. Interregional Transportation Improvement Program (ITIP) Funding.....	7
Section 9. Projects Planned Within the Corridor.....	7
C. <u>Relationship of RTIP to RTP/SCS/APS and Benefits of RTIP</u>	
Section 10. Regional Level Performance Evaluation.....	8
Section 11. Regional and Statewide Benefits of RTIP.....	9
D. <u>Performance and Effectiveness of RTIP</u>	
Section 12. Evaluation of the Cost Effectiveness of RTIP.....	10
Section 13. Project Specific Evaluation.....	11
E. <u>Detailed Project Information</u>	
Section 14. Overview of Projects Programmed with RIP Funding.....	13
F. <u>Appendices</u>	
Section 15. Projects Programming Request Forms	
Section 16. Board Resolution or Documentation of 2018 RTIP Approval	
Section 17. Documentation on Coordination with Caltrans District (Optional)	
Section 18. Detailed Project Programming Summary Table (Optional)	
Section 19. Alternative Delivery Methods (Optional)	
Section 20. Caltrans B/C Calculations	

This page is left blank.

A. Overview and Schedule

Section 1. Executive Summary

The 2018 Regional Transportation Improvement Program (RTIP) for Madera County is prepared by the Madera County Transportation Commission (MCTC) and proposes how regional discretionary transportation dollars should be programmed from Fiscal Year (FY) 2019-2023. The deadline for regions to submit programming requests for the 2018 STIP is December 15, 2017. The California Transportation Commission (CTC) will adopt the 2018 STIP in March 2018. For purposes of this 2018 RTIP, the 2018 STIP Guidelines and Revised Fund Estimate are the basis of current funding assumptions. The RTIP is updated every two years and submitted to the CTC. This RTIP covers a five-year period from July 1, 2018 through June 30, 2023 (State fiscal years 2018/19 – 2022/23).

Section 2. General Information

- **Regional Agency Name**
Madera County Transportation Commission (MCTC)
- **Agency website links for Regional Transportation Improvement Program (RTIP) and Regional Transportation Plan (RTP).**

Regional Agency Website Link: www.maderactc.org

RTIP document link: <http://www.maderactc.org/projects/regional-transportation-improvement-program-rtip/>

RTP link: <http://www.maderactc.org/rtpscs/>

- **Regional Agency Executive Director/Chief Executive Officer Contact Information**

Name Patricia Taylor
Title Executive Director
Email patricia@maderactc.org
Telephone (559) 675-0721 ext. 13

- **RTIP Manager Staff Contact Information**

Name	Jeff Findley	Title	Senior Regional Planner
Address	2001 Howard Road, Suite 201		
City/State	Madera, CA		
Zip Code	93637		
Email	Jeff@maderactc.org		
Telephone	(559) 675-0721 ext. 16	Fax	(559) 675-9328

- **California Transportation Commission (CTC) Staff Contact Information**

Name	Mitch Weiss	Title	Deputy Director
Address	1120 N Street		

City/State Sacramento, CA
Zip Code 95814
Email mitchell.weiss@dot.ca.gov
Telephone 916-653-2072 Fax 916-653-2134

Section 3. Background of Regional Transportation Improvement Program (RTIP)

A. What is the Regional Transportation Improvement Program?

The RTIP is a program of highway, local road, transit and active transportation projects that a region plans to fund with State and Federal revenue programmed by the CTC in the State Transportation Improvement Program (STIP). The RTIP is developed biennially by the regions and is due to the CTC by December 15 of every odd numbered year. The program of projects in the RTIP is a subset of projects in the Regional Transportation Plan (RTP), a federally mandated master transportation plan which guides a region's transportation investments over a 20 to 25 year period. The RTP is based on all reasonably anticipated funding, including federal, state and local sources. Updated every 4 to 5 years, the RTP is developed through an extensive public participation process in the region and reflects the unique mobility, sustainability, and air quality needs of each region.

B. Regional Agency's Historical and Current Approach to developing the RTIP

As the Regional Transportation Planning Agency, MCTC is responsible for developing the Madera County Transportation Improvement Program. The RTIP serves two functions:

1. Proposes projects and funding reserves for programming in the STIP
2. Conveys the transportation needs of Madera County

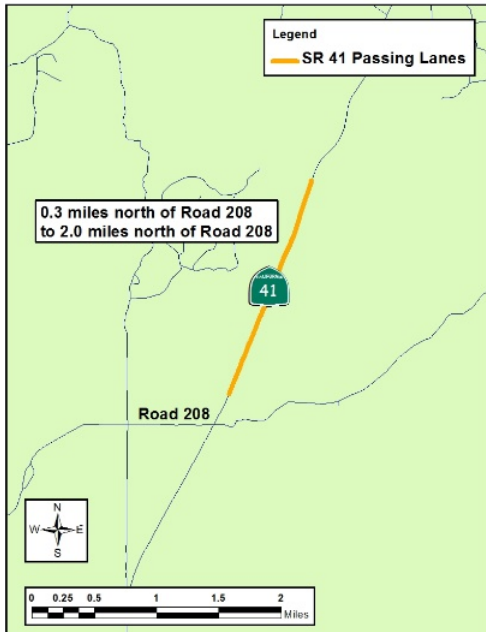
The RTIP is one part of the planning, programming and monitoring process that occurs in cooperation with local, state and federal agencies to achieve the ultimate goal of implementing or constructing transportation projects that reflect a well-based and long-term plan.

The cycle begins with the preparation of the RTP. The RTP is the long-term twenty-year plan for transportation in Madera County. Based on the findings of the RTP, MCTC prepares the RTIP, which proposes transportation projects to the CTC and covers a period of five years. Simultaneously, Caltrans prepares the Interregional Transportation Improvement Program (ITIP), which nominates highway, rail and other projects that are important to the state. The CTC combines all the regional RTIPs and the ITIP, creating a single programming document, the STIP. Funds are allocated only to projects that are included in the STIP. After the STIP is adopted, MCTC will prepare the three-year Federal Transportation Improvement Plan (FTIP), which contains only funded projects.

In the RTIP, Madera County nominates projects under the Regional Improvement Program (RIP). In the ITIP, Caltrans nominates highway construction projects under the Interregional Improvement Program (IIP). In the past, projects from the regional and interregional programs in a county competed for the same pool of funding, then known as the county minimum. Now this pool is called the county share, and it is allocated only to the region. The interregional program is now separate, with funds allocated on a statewide basis, and no requirement that any minimum amount be spent in each county.

Section 4. Completion of Prior RTIP Projects (Required per Section 68)

The following STIP project was completed since the adoption of the 2016 STIP. Caltrans completed construction in 2016, and the project is currently in the Closeout Phase.

Project Name and Location	Description	Summary of Improvements/Benefits
<p>State Route 41 Passing Lanes PPNO: 6606</p>	<p>The SR 41 Passing Lanes are located between SR 145 and Road 200 in Madera County at the location of the initial climb from the San Joaquin Valley floor to the Sierra Nevada Mountain Range.</p>  <p>The map shows a section of State Route 41 highlighted in orange, representing the passing lanes. The project area is bounded by a box labeled '0.3 miles north of Road 208 to 2.0 miles north of Road 208'. Road 208 is shown as a horizontal road intersecting SR 41. A green shield with the number 41 is placed on SR 41. A legend in the top right corner identifies the orange line as 'SR 41 Passing Lanes'. A north arrow and a scale bar (0 to 2 miles) are located in the bottom left corner.</p>	<p>The addition of passing lanes will improve safety and overall traffic operations by breaking up traffic platoons and reducing traffic delays caused by inadequate passing opportunities. Passing lanes are needed to help achieve the desired Level of Service 'D' from the current LOS 'E'.</p>

Section 5. RTIP Outreach and Participation

A. RTIP Development and Approval Schedule

Action	Date
CTC adopts Fund Estimate and Guidelines	August 16, 2017
Caltrans identifies State Highway Needs	September 15, 2017
Caltrans submits draft ITIP	October 13, 2017
MCTC adopts 2018 RTIP	November 22, 2017
CTC ITIP Hearing, North	October 19, 2017
CTC ITIP Hearing, South	October 24, 2017
Regions submit RTIP to CTC	December 15, 2017
Caltrans submits ITIP to CTC	December 15, 2017
CTC STIP Hearing, South	January 25, 2018
CTC STIP Hearing, North	February 1, 2018
CTC publishes staff recommendations	February 28, 2018
CTC Adopts 2018 STIP	March 21-22, 2018

B. Public Participation/Project Selection Process

MCTC has an adopted Public Participation process. MCTC consults with State and local agencies during the project selection process. The RTIP is one part of the planning, programming and monitoring process that occurs in cooperation with local, state and federal agencies to achieve the ultimate goal of implementing or constructing transportation projects that reflect a well-based and long-term plan. The MCTC 2018 RTIP cycle begins with the preparation of the RTP. In the RTIP, Madera County nominates projects under the RIP. In the ITIP, Caltrans nominates highway construction projects under the IIP. In the past, projects from the regional and interregional programs in a county competed for the same pool of funding, then known as the county minimum. Now this pool is called the county share, and it is allocated only to the region. The interregional program is now separate, with funds allocated on a statewide basis, and no requirement that any minimum amount be spent in each county.

C. Consultation with Caltrans District (Required per Section 17)

Caltrans District: 6

Per Section 17 of the STIP Guidelines, MCTC has consulted with Caltrans District 6 staff in regards to the projects in the RTIP. Caltrans and MCTC staffs meet on a quarterly basis to discuss the status of STIP projects and other regional projects for which Caltrans is either the lead agency or provides direct oversight. It should be noted that Caltrans is the lead agency for all current projects in the Madera 2018 RTIP.

B. 2018 STIP Regional Funding Request

Section 6. 2018 STIP Regional Share and Request for Programming

A. 2018 Regional Fund Share Per 2018 STIP Fund Estimate

(\$13,688,000)

B. Summary of Requested Programming

Project Name and Location	Project Description	Requested RIP Amount
State Route 99 – Avenue 12 to Avenue 17 Widen to 6 Lanes PPNO: 5335	Widening of this section of SR 99 within the city limits of the City of Madera is needed to improve safety, reduce congestion, increase connectivity of the highway system, and preserve acceptable facility operation. The proposed 6-lane freeway would accommodate the traffic demand at or above LOS 'D' by 2025.	\$1,545,000
Planning, Programming and Monitoring (PPM) – Madera County Transportation Commission	Planning, Programming and Monitoring	\$270,000

Section 7. Overview of Other Funding Included With Delivery of Regional Improvement Program (RIP) Projects

MCTC has allocated Regional Improvement Program (RIP) funds towards one project that was included in the 2016 RTIP. There currently remains a significant unfunded need for this project.

Proposed 2018 RTIP	Total RTIP	IIP	RSTP/ CMAQ	Other Funding			Total Project Cost
				RIP	Local Measure	Unfunded Need	
State Route 99 – Avenue 12 to Avenue 17 Widen to 6 Lanes PPNO: 5335	\$1,545,000			\$1,545,000	\$4,850,000	\$75,000,000	\$81,395,000
Totals	\$1,545,000			\$1,545,000	\$4,854,000	\$75,000,000	\$81,395,000

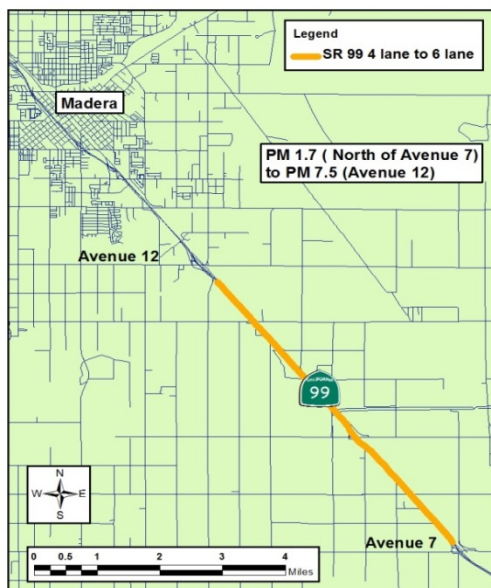
Notes: MCTC is attempting to secure additional State and Federal funding for this project.

Section 8. Interregional Transportation Improvement Program (ITIP) Funding

The ITIP is to improve interregional mobility for people and goods in the State of California. As an interregional program, the ITIP is focused on increasing the throughput for highway and rail corridors of strategic importance outside the urbanized areas of the state. A sound transportation network between and connecting urbanized areas ports and borders is vital to the state's economic vitality. The ITIP is prepared in accordance with Government Code Section 14526, Streets and Highways Code Section 164 and the STIP Guidelines. The ITIP is a five-year program managed by Caltrans and funded with 25% of new STIP revenues in each cycle. Developed in cooperation with regional transportation planning agencies to ensure an integrated transportation program, the ITIP promotes the goal of improving interregional mobility and connectivity across California.

ITIP funding is being requested for the following project that was included in the 2014 RTIP, but was removed from the 2016 RTIP due to the absence of STIP capacity. This project is currently proposed as a New Advanced Project Development Element (APDE) Project in the amount of \$3,000,000 in FY 18-19 for the PA&ED Phase in the Draft 2018 ITIP.

State Route 99 – Avenue 7 to Avenue 12 – Widen to 6 Lanes



Widening of this section of SR 99 is needed to improve safety, reduce congestion, increase connectivity of the highway system, and preserve acceptable facility operation. The purpose of this project would be to increase capacity to reduce congestion, increase connectivity of the highway system, and preserve acceptable facility operation of Route 99. The proposed 6-lane freeway would accommodate the traffic demand at or above LOS D by 2025. \$3,000,000 in new IIP funding is proposed to be programmed for this project in the Draft 2018 ITIP. The PPR is located in the RTIP Appendix, Section 15.

Section 9. Projects Planned Within the Corridor (Required per Section 20e)

The following projects previously programmed in the 2014 and 2016 RTIP will have an impact within the corridor.

State Route 99 – Avenue 12 to Avenue 17 Widen to 6 Lanes

Widening of this section of SR 99 within the city limits of the City of Madera is needed to improve safety, reduce congestion, increase connectivity of the highway system, and preserve acceptable

facility operation. The proposed 6-lane freeway would accommodate the traffic demand at or above LOS 'D' by 2025.

State Route 99 – Avenue 7 to Avenue 12 Widen to 6 Lanes (restored project)

Widening of this section of SR 99 is needed to improve safety, reduce congestion and increase connectivity of the highway system, and preserve acceptable facility operation of Route 99. The proposed 6-lane freeway would accommodate the traffic demand at or above LOS 'D' by 2025.

C. Relationship of RTIP to RTP/SCS/APS and Benefits of RTIP

Section 10. Regional Level Performance Evaluation (per Section 19A of the guidelines)

The 2018 RTIP furthers the goals of MCTC’s adopted 2014 RTP and Sustainable Communities Strategy. These goals include:

- To promote Intermodal Transportation Systems that are Fully Accessible, Encourage Quality Growth and Development, Support the Region’s Environmental Resource Management Strategies, and are Responsive to the Needs of Current and Future Travelers.
- To Promote and Develop Transportation Systems that Stimulate, Support, and Enhance the Movement of People and Goods to Foster Economic Competitiveness of the Madera Region.
- To Enhance Transportation System Coordination, Efficiency, and Intermodal Connectivity to Keep People and Goods Moving and Meet Regional Transportation Goals.
- To Maintain the Efficiency, Safety, and Security of the Region’s Transportation System.
- To Improve the Quality of the Natural and Human Built Environment through Regional Cooperation of Transportation Systems Planning Activities.
- To Maximize Funding to Maintain and Improve the Transportation Network.
- To Identify Reliable Transportation Choices that Support a Diverse Population.
- To protect the environment and health of our residents by improving air quality and encouraging active transportation (non-motorized transportation, such as bicycling and walking).

A. Regional Level Performance Indicators and Measures (per Appendix B of the STIP Guidelines).

Table B1		
Evaluation – Regional Level Performance Indicators and Measures		
MCTC 2018 RTIP	2040 RTP Without RTIP	2040 RTP with RTIP
Daily Vehicle Miles Traveled Per Capita	19.81	19.79
Percent of VMT at Less than 35 MPH	19.20	19.00
Commute Mode Share Drive	96.90	96.90
Commute Mode Share Transit	0.31	0.31

Commute Mode Share Walk/Bike	2.79	2.79
Daily Transit Mode Share	0.31	0.31
Important Farm Land (prime, unique and statewide importance) Consumed	136	136
CP2 Emissions Reduction Per Capita (compared to 2005 baseline) (in 1000's)	-0.85	-0.84
Total Lane Miles	1914	1941

As shown in Table B1, by the horizon year of 2040 in the 2014 RTP, the 2018 RTIP assists in the reduction of daily vehicle miles traveled (VMT) and CO2 emissions per capita.

MCTC's 2018 RTIP will assist the Madera region's ability to reach its goals for the expansion of increased mobility, transportation options, facilitation of the movement of goods and residents, and development of key economic centers. The projects contained in this RTIP are consistent with and help implement the region's transportation projects contained in MCTC's 2014 Regional Transportation Plan and Sustainable Communities Strategy. Furthermore, the programming of MCTC's 2018 RTIP is consistent with the policies, procedures, and funding capacity established in the 2018 STIP Guidelines and STIP Fund Estimate. The restoration of SR 99 – Avenue 7-12 highway widening will assist the region's ability improve safety, reduce congestion and increase connectivity of the highway system, and preserve acceptable facility operation of State Route 99.

Section 11. Regional and Statewide Benefits of RTIP

The existing and proposed projects programmed in the RTIP is intended toward advancing the region and state by widening segments of SR 99.

SR 99 is one of the most important north-south highways on the National Highway System and on the National Highway Freight Network. Route 99 is crucial to the economic vitality of the State of California and the Central Valley and is heavily used by international shippers, commuters and recreational travelers. Approximately half of the State's goods movement passes through the Valley with destinations at ports, major urban centers in California, other states, and other countries.

The project is located near the geographic center of both California and the San Joaquin Valley, the breadbasket of the nation and the source of much of the nation's agricultural export income. The projects represent a major lynchpin for goods movement and passenger travel along SR 99 to and through the City of Madera.

Widening of this section of SR 99 within and adjacent to the City of Madera is needed to improve safety, reduce congestion, increase connectivity for goods movement and general traffic on the national highway system, and to preserve acceptable facility operation.

D. Performance and Effectiveness of RTIP

Section 12. Evaluation of Cost Effectiveness of RTIP (Required per Section 19)

Caltrans Generated Benefit/Cost Estimate

SR 99 Avenue 7-12 Widen to 6 Lanes

INVESTMENT ANALYSIS		SUMMARY RESULTS					
Life-Cycle Costs (mil. \$)	\$72.4	ITEMIZED BENEFITS (mil. \$)	Passenger Benefits	Freight Benefits	Total Over 20 Years	Average Annual	
Life-Cycle Benefits (mil. \$)	\$431.4		Travel Time Savings	\$132.5	\$70.4	\$202.9	\$10.1
Net Present Value (mil. \$)	\$359.0		Veh. Op. Cost Savings	-\$3.7	\$4.6	\$0.8	\$0.0
Benefit / Cost Ratio:	6.0	Accident Cost Savings	\$178.7	\$47.5	\$226.2	\$11.3	
Rate of Return on Investment:	32.8%	Emission Cost Savings	-\$0.2	\$1.6	\$1.4	\$0.1	
Payback Period:	4 years	TOTAL BENEFITS	\$307.4	\$124.1	\$431.4	\$21.6	
Person-Hours of Time Saved					33,031,730	1,651,587	
CO ₂ Emissions Saved (tons)					33,839	1,692	
CO ₂ Emissions Saved (mil. \$)					\$0.1	\$0.0	

Should benefit-cost results include:

1) Induced Travel? (y/n) Y
Default = Y

2) Vehicle Operating Costs? (y/n) Y
Default = Y

3) Accident Costs? (y/n) Y
Default = Y

4) Vehicle Emissions? (y/n) Y
includes value for CO₂e
Default = Y

SR 99 Avenue 12-17 Widen to 6 Lanes

INVESTMENT ANALYSIS		SUMMARY RESULTS					
Life-Cycle Costs (mil. \$)	\$81.4	ITEMIZED BENEFITS (mil. \$)	Passenger Benefits	Freight Benefits	Total Over 20 Years	Average Annual	
Life-Cycle Benefits (mil. \$)	\$501.4		Travel Time Savings	\$219.6	\$116.8	\$336.3	\$16.8
Net Present Value (mil. \$)	\$420.0		Veh. Op. Cost Savings	\$2.3	\$7.4	\$9.7	\$0.5
Benefit / Cost Ratio:	6.2		Accident Cost Savings	\$120.7	\$32.1	\$152.8	\$7.6
Rate of Return on Investment:	27.8%		Emission Cost Savings	\$0.2	\$2.4	\$2.6	\$0.1
Payback Period:	6 years	TOTAL BENEFITS	\$342.7	\$158.7	\$501.4	\$25.1	
Person-Hours of Time Saved					56,038,870	2,801,944	
CO ₂ Emissions Saved (tons)					119,676	5,984	
CO ₂ Emissions Saved (mil. \$)					\$0.5	\$0.0	

Should benefit-cost results include:

1) Induced Travel? (y/n) Y
Default = Y

2) Vehicle Operating Costs? (y/n) Y
Default = Y

3) Accident Costs? (y/n) Y
Default = Y

4) Vehicle Emissions? (y/n) Y
includes value for CO₂e
Default = Y

Table B2			
Cost-Effective Indicators and Measures			
	MCTC 2018 RTIP	2040 RTP Without RTIP	2040 RTP with RTIP
Congestion Reduction	Daily Vehicle Miles Traveled Per Capita	19.81	19.79
	Percent of VMT at Less than 35 MPH	19.20	19.00
	Commute Mode Share Drive	96.90	96.90
	Commute Mode Share Transit	0.31	0.31
	Commute Mode Share Walk/Bike	2.79	2.79
	Daily Transit Mode Share	0.31	0.31
	Environmental Sustainability	Important Farm Land (prime, unique and statewide importance) Consumed	136
CP2 Emissions Reduction Per Capita (compared to 2005 baseline) (in 1000's)		-0.85	-0.84
	Total Lane Miles	1914	1941

Section 13. Project Specific Evaluation (Required per Section 19D)

Each RTIP shall include a project specific benefit evaluation for each new project proposed that estimates its benefits to the regional system from changes to the built environment, including, but limited to the items listed on page 10 of the STIP Guidelines. A project level evaluation shall be submitted for projects for which construction is proposed if:

- The total amount of existing and proposed STIP for right-of-way and/or construction of the project is \$15 million or greater, or
- The total project cost is \$50 million or greater.

The project level benefit evaluation shall include a Caltrans generated benefit/cost estimate, including life cycle costs for projects proposed in the ITIP. For the RTIP, the regions may choose between the Caltrans estimate and their own estimate (explain why the Caltrans estimate was not used). The project level benefit evaluation must explain how the project is consistent with Executive Order B-30-15 (Climate Change).

State Route 99 Existing and Forecasted Traffic Within the Project Limits

Year	Segment	Level of Service (Peak Hour)		Number of Vehicles (Peak Hour)		% Trucks	
		AM	PM	AM	PM	Peak Hour	ADT
2010 Existing Facility	Northbound	B-C	B-C	1,820-2,310	2,030-2,610	12%	24%
	Southbound	B-C	C-D	1,670-2,650	2,320-2,890		
2020 Project Alternative	Northbound	B-C	B-C	2,610-3,485	2,840-3,840		
	Southbound	B-C	B-C	2,465-3,930	3,000-4,090		
2040 Project Alternative	Northbound	C-E	D-F	3,935-5,830	4,460-6,300		
	Southbound	C-F	D-F	4,050-6,005	4,350-6,480		

Collision Rates

Freeway Segment	Actual			Average		
	Fatal	F+I	Total	Fatal	F+I	Total
Route 99 – Northbound	0.004	0.19	0.48	0.006	0.21	0.63
Route 99 – Southbound	0.000	0.23	0.67	0.006	0.21	0.63

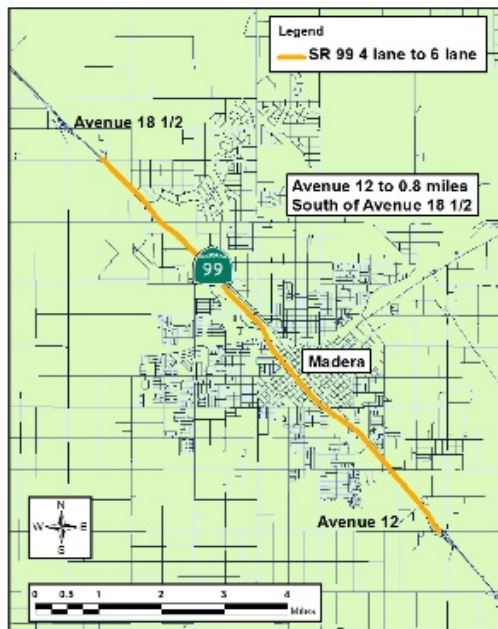
The evaluation (PPR) is located in the RTIP Appendix, Section 15.

E. Detailed Project Information

Section 14. Overview of Projects Programmed with RIP Funding

There is currently one STIP project in the Madera region that has programmed RIP funding.

State Route 99 – Avenue 12 to Avenue 17 Widen to 6 Lanes



Widening of this section of SR 99 within the city limits of the City of Madera is needed to improve safety, reduce congestion, increase connectivity of the highway system, and preserve acceptable facility operation. The purpose of this project would be to increase capacity to reduce congestion, increase connectivity of the highway system, and preserve acceptable facility operation of Route 99. The proposed 6-lane freeway would accommodate the traffic demand at or above LOS D by 2025. \$1,545,000 of RIP funding is programmed for this project. The PPR is located in the RTIP Appendix, Section 15.

F. Appendices

Section 15. Projects Programming Request Forms

Section 16. Board Resolution or Documentation of 2018 RTIP Approval

Section 17. Documentation on Coordination with Caltrans District (Optional)

Section 18. Detailed Project Programming Summary Table (Optional)

Section 19. Alternative Delivery Methods (Optional)

Section 20. Caltrans B/C Calculations

APPENDICES

SECTION 15

PROJECTS PROGRAMMING REQUEST FORMS

STATE ROUTE 99 – AVENUE 12 TO AVENUE 17

WIDEN TO 6 LANES

PPR

Amendment (Existing Project) Yes					Date:	09/06/17	
District	EA	Project ID		PPNO	MPO ID		Alt Proj. ID
06	47090	0600000973		5335			
County	Route/Corridor	PM Bk	PM Ahd	Project Sponsor/Lead Agency			
MAD	99	R7.5	15.1	Caltrans			
				MPO		Element	
				Madera		CO	
Project Manager/Contact		Phone		E-mail Address			
Anand Kapoor		(559)243-3588		anand.kapoor@dot.ca.gov			
Project Title							
Madera 99 Widening							
Location (Project Limits), Description (Scope of Work)							
In Madera County in and near Madera from Avenue 12 Overcrossing to 1.2 miles south of Avenue 18 1/2 Overcrossing. Widen from 4 to 6 lanes.							
Component							
		Implementing Agency					
PA&ED	Caltrans						
PS&E	Caltrans						
Right of Way	Caltrans						
Construction	Caltrans						
Legislative Districts							
Assembly:	29		Senate:	12		Congressional:	19
Project Benefits							
The improvement would reduce traffic congestion and improve traffic safety.							
Purpose and Need							
Currently this section of SR 99 is operating at a level of service (LOS) "D". This section of SR 99 has had an increase in development resulting in deteriorating the traffic operation. With further traffic growth due to this ongoing development along this corridor it is anticipated that the freeway will operate at capacity of LOS "E" between the years 2017 and 2022. The 4-lane freeway will continue to fail beyond the year 2022. The purpose of this project is to increase the capacity of the facility. □							
Category		Outputs/Outcomes			Unit	Total	
State Highway Road Construction		Mixed Flow lane-miles constructed			Miles	11.2	
State Highway Road Construction		Sound wall miles constructed			SY	2515	
ADA Improvements No		Bike/Ped Improvements No			Reversible Lane analysis		No
Includes Sustainable Communities Strategy Goals Y/N				Reduces Greenhouse Gas Emissions Y/N			
Project Milestone					Existing	Proposed	
Project Study Report Approved					11/28/11		
Begin Environmental (PA&ED) Phase					01/07/2013	01/07/13	
Circulate Draft Environmental Document			Document Type	ND/FONSI	05/14/2015	05/14/15	
Draft Project Report					05/14/2015	05/14/15	
End Environmental Phase (PA&ED Milestone)					08/14/2015	08/14/15	
Begin Design (PS&E) Phase					10/01/2015	09/01/15	
End Design Phase (Ready to List for Advertisement Milestone)					12/01/2017	03/01/18	
Begin Right of Way Phase					10/01/2015	09/01/15	
End Right of Way Phase (Right of Way Certification Milestone)					11/01/2017	12/01/17	
Begin Construction Phase (Contract Award Milestone)					05/01/2018	08/15/18	
End Construction Phase (Construction Contract Acceptance Milestone)					07/01/2020	08/15/20	
Begin Closeout Phase					07/01/2020	08/15/20	
End Closeout Phase (Closeout Report)					07/01/2022	08/15/24	

ADA Notice

For individuals with sensory disabilities, this document is available in alternate formats. For information call (916) 654-6410 or TDD (916) 654-3880 or write Records and Forms Management, 1120 N Street, MS-89, Sacramento,

PROJECT PROGRAMMING REQUEST

DTP-0001 (Revised July 2017)

Date: 09/06/17

Additional Information

[Empty box for Additional Information]

PROJECT PROGRAMMING REQUEST

DTP-0001 (Revised July 2017)

Date: 09/06/17

District	County	Route	EA	Project ID	PPNO	TCRP No.
06	MAD, ,	99	47090	0600000973	5335	
Project Title: Madera 99 Widening						

Existing Total Project Cost (\$1,000s)									Implementing Agency
Component	Prior	18/19	19/20	20/21	21/22	22/23	23/24+	Total	
E&P (PA&ED)	2,250							2,250	Caltrans
PS&E	1,350		1,545					2,895	Caltrans
R/W SUP (CT)	650							650	Caltrans
CON SUP (CT)					5,200			5,200	Caltrans
R/W	600							600	Caltrans
CON					53,000			53,000	Caltrans
TOTAL	4,850		1,545		58,200			64,595	
Proposed Total Project Cost (\$1,000s)									Notes
E&P (PA&ED)	2,250							2,250	
PS&E	3,650		1,545					5,195	
R/W SUP (CT)	400							400	
CON SUP (CT)		7,500						7,500	
R/W	50							50	
CON		66,000						66,000	
TOTAL	6,350	73,500	1,545					81,395	

Fund No. 1:	Local Funds - Local Measure (MEA)								Program Code
	Existing Funding (\$1,000s)								20.10.400.100
Component	Prior	18/19	19/20	20/21	21/22	22/23	23/24+	Total	Funding Agency
E&P (PA&ED)	2,250							2,250	Madera County Transportation Con
PS&E	1,350							1,350	
R/W SUP (CT)	650							650	
CON SUP (CT)									
R/W	600							600	
CON									
TOTAL	4,850							4,850	
Proposed Funding (\$1,000s)									Notes
E&P (PA&ED)	2,250							2,250	
PS&E	2,150							2,150	
R/W SUP (CT)	400							400	
CON SUP (CT)									
R/W	50							50	
CON									
TOTAL	4,850							4,850	

Fund No. 2:	RIP - National Hwy System (NH)								Program Code
	Existing Funding (\$1,000s)								20.XX.075.600
Component	Prior	18/19	19/20	20/21	21/22	22/23	23/24+	Total	Funding Agency
E&P (PA&ED)									Madera County Transportation Con
PS&E			1,545					1,545	
R/W SUP (CT)									
CON SUP (CT)									
R/W									
CON									
TOTAL			1,545					1,545	
Proposed Funding (\$1,000s)									Notes
E&P (PA&ED)									
PS&E			1,545					1,545	
R/W SUP (CT)									
CON SUP (CT)									
R/W									
CON									
TOTAL			1,545					1,545	

PROJECT PROGRAMMING REQUEST

DTP-0001 (Revised July 2017)

Complete this page for amendments only

Date: 09/06/17

District	County	Route	EA	Project ID	PPNO	TCRP No.
06	MAD	99	47090	0600000973	5335	

SECTION 1 - All Projects**Project Background**

--

Programming Change Requested

Showing changes in Local Measure funds for RW and PS&E; Showing ilncrease in construction capital and support cost

--

Reason for Proposed Change

Along the lines of Assesst Management, team decided to add rehabilitation of all lanes to this median widening project. Rehabilitation cost to be shared by SHOPP

--

If proposed change will delay one or more components, clearly explain 1) reason the delay, 2) cost increase related to the delay, and 3) how cost increase will be funded

--

Other Significant Information

--

SECTION 2 - For TCRP Projects Only

Alternative Project Request (Please follow Instructions at <http://www.dot.ca.gov/tcrp/LETTERguidelines>)
 Letter of No Prejudice (LONP) (Please follow Guidelines at <http://www.dot.ca.gov/tcrp/docs/042706.pdf>)

SECTION 3 - All Projects**Approvals**

I hereby certify that the above information is complete and accurate and all approvals have been obtained for the processing of this amendment request.*

Name (Print or Type)	Signature	Title	Date

Attachments

- 1) Concurrence from Implementing Agency and/or Regional Transportation Planning Agency
- 2) Project Location Map

STATE ROUTE 99 – AVENUE 7 TO AVENUE 12

WIDEN TO 6 LANES

PPR

Amendment (Existing Project) Yes					Date:	09/06/17	
District	EA	Project ID	PPNO	MPO ID	Alt Proj. ID		
06	0H220	0612000158	6297				
County	Route/Corridor	PM Bk	PM Ahd	Project Sponsor/Lead Agency			
MAD	99	1.7	R7.5	Caltrans			
				MPO	Element		
				Madera	CO		
Project Manager/Contact		Phone		E-mail Address			
Anand Kapoor		(559)243-3588		anand.kapoor@dot.ca.gov			
Project Title							
South Madera 6 Lane							
Location (Project Limits), Description (Scope of Work)							
Near the city of Madera, from 0.7 mile north of Avenue 7 to Avenue 12. Widen from 4 to 6 lanes.							
Component							
		Implementing Agency					
PA&ED	Caltrans						
PS&E	Caltrans						
Right of Way	Caltrans						
Construction	Caltrans						
Legislative Districts							
Assembly:	5	Senate:	12	Congressional:	16		
Project Benefits							
The improvement would reduce traffic congestion and improve traffic safety.							
Purpose and Need							
Widening of this section of SR 99 is needed to improve safety, reduce congestion, increase connectivity of the highway system, and preserve acceptable facility operation. The purpose of this project would be to increase capacity to reduce congestion, increase connectivity of the highway system, and preserve acceptable facility operation of Route 99.							
Category		Outputs/Outcomes			Unit	Total	
State Highway Road Construction		Mixed Flow lane-miles constructed			Miles	11.6	
ADA Improvements No		Bike/Ped Improvements No			Reversible Lane analysis	No	
Includes Sustainable Communities Strategy Goals No			Reduces Greenhouse Gas Emissions Yes				
Project Milestone					Existing	Proposed	
Project Study Report Approved					03/11/08		
Begin Environmental (PA&ED) Phase					07/01/2015	10/01/18	
Circulate Draft Environmental Document			Document Type	ND/FONSI	07/01/2017	10/01/20	
Draft Project Report					07/01/2017	10/01/20	
End Environmental Phase (PA&ED Milestone)					01/03/2018	01/03/21	
Begin Design (PS&E) Phase					01/03/2018	10/01/21	
End Design Phase (Ready to List for Advertisement Milestone)					01/01/2020	10/01/23	
Begin Right of Way Phase					01/03/2018	10/01/21	
End Right of Way Phase (Right of Way Certification Milestone)					07/01/2019	09/01/23	
Begin Construction Phase (Contract Award Milestone)					01/03/2021	05/01/24	
End Construction Phase (Construction Contract Acceptance Milestone)					02/01/2024	07/01/26	
Begin Closeout Phase					02/01/2024	07/01/26	
End Closeout Phase (Closeout Report)					07/01/2026	07/01/29	

PROJECT PROGRAMMING REQUEST

DTP-0001 (Revised July 2017)

Date: 09/06/17

Additional Information

[Empty box for Additional Information]

PROJECT PROGRAMMING REQUEST

DTP-0001 (Revised July 2017)

Date: 09/06/17

District	County	Route	EA	Project ID	PPNO	TCRP No.
06	MAD	99, ,	0H220	0612000158	6297	
Project Title: South Madera 6 Lane						

Existing Total Project Cost (\$1,000s)									Implementing Agency
Component	Prior	18/19	19/20	20/21	21/22	22/23	23/24+	Total	
E&P (PA&ED)	413							413	Caltrans
PS&E					5,000			5,000	Caltrans
R/W SUP (CT)									Caltrans
CON SUP (CT)					7,000			7,000	Caltrans
R/W									Caltrans
CON					60,000			60,000	Caltrans
TOTAL	413				72,000			72,413	
Proposed Total Project Cost (\$1,000s)									Notes
E&P (PA&ED)	413	3,000						3,413	
PS&E					9,000			9,000	
R/W SUP (CT)							4,000	4,000	
CON SUP (CT)							12,500	12,500	
R/W							12,000	12,000	
CON							147,000	147,000	
TOTAL	413	3,000			9,000		175,500	187,913	

Fund No. 1:	IIP - National Hwy System (NH)								Program Code
Existing Funding (\$1,000s)									20.XX.025.700
Component	Prior	18/19	19/20	20/21	21/22	22/23	23/24+	Total	Funding Agency
E&P (PA&ED)	413							413	Caltrans
PS&E									
R/W SUP (CT)									
CON SUP (CT)									
R/W									
CON									
TOTAL	413							413	
Proposed Funding (\$1,000s)									Notes
E&P (PA&ED)	413	3,000						3,413	Showing PSR escalated numbers. If median widening is the preferred alternative in PA&ED, then all support and capital costs will be significantly less
PS&E					9,000			9,000	
R/W SUP (CT)									
CON SUP (CT)									
R/W									
CON									
TOTAL	413	3,000			9,000			12,413	

Fund No. 2:	Future Need - Future Funds (NO-FUND)								Program Code
Existing Funding (\$1,000s)									FUTURE
Component	Prior	18/19	19/20	20/21	21/22	22/23	23/24+	Total	Funding Agency
E&P (PA&ED)									
PS&E					5,000			5,000	
R/W SUP (CT)									
CON SUP (CT)					7,000			7,000	
R/W									
CON					60,000			60,000	
TOTAL					72,000			72,000	
Proposed Funding (\$1,000s)									Notes
E&P (PA&ED)									Showing PSR escalated numbers. If median widening is the preferred alternative in PA&ED, then PS&E, RW and Construction costs will be significantly less
PS&E									
R/W SUP (CT)							4,000	4,000	
CON SUP (CT)							12,500	12,500	
R/W							12,000	12,000	
CON							147,000	147,000	
TOTAL							175,500	175,500	

PROJECT PROGRAMMING REQUEST

DTP-0001 (Revised July 2017)

Complete this page for amendments only

Date: 09/06/17

District	County	Route	EA	Project ID	PPNO	TCRP No.
06	MAD	99	0H220	0612000158	6297	

SECTION 1 - All Projects

Project Background
Programming Change Requested
Reason for Proposed Change
If proposed change will delay one or more components, clearly explain 1) reason the delay, 2) cost increase related to the delay, and 3) how cost increase will be funded
Other Significant Information

SECTION 2 - For TCRP Projects Only

Alternative Project Request (Please follow Instructions at http://www.dot.ca.gov/tcrp/LETTERguidelines)
Letter of No Prejudice (LONP) (Please follow Guidelines at http://www.dot.ca.gov/tcrp/docs/042706.pdf)

SECTION 3 - All Projects

Approvals								
I hereby certify that the above information is complete and accurate and all approvals have been obtained for the processing of this amendment request.*								
<table border="1"> <thead> <tr> <th>Name (Print or Type)</th> <th>Signature</th> <th>Title</th> <th>Date</th> </tr> </thead> <tbody> <tr> <td> </td> <td> </td> <td> </td> <td> </td> </tr> </tbody> </table>	Name (Print or Type)	Signature	Title	Date				
Name (Print or Type)	Signature	Title	Date					

Attachments

- 1) Concurrence from Implementing Agency and/or Regional Transportation Planning Agency
- 2) Project Location Map

APPENDICES

SECTION 16

**BOARD RESOLUTION OR BOARD DOCUMENTATION OF
APPROVAL OF THE 2018 RTIP**

1
2 **BEFORE**
3 **THE COMMISSIONERS OF THE MADERA COUNTY TRANSPORTATION COMMISSION**
4 **COUNTY OF MADERA, STATE OF CALIFORNIA**
5

6 In the matter of) Resolution No. **17-10**
7)
8 **THE 2018 MADERA COUNTY REGIONAL**)
9 **TRANSPORTATION IMPROVEMENT**)
10 **PROGRAM**)

11
12 **WHEREAS,** the Madera County Transportation Commission (MCTC) is the Regional Transportation Planning
13 Agency for Madera County pursuant to state law; and
14

15 **WHEREAS,** pursuant to State law, every two years the MCTC is required to develop and submit to the
16 California Transportation Commission (CTC) a Regional Transportation Improvement Plan (RTIP) that identifies
17 projects to be included in the State Transportation Improvement Program (STIP); and
18

19 **WHEREAS,** MCTC prepared the 2018 RTIP in compliance with the CTC adopted 2018 Guidelines and STIP
20 Fund estimate; and
21

22 **WHEREAS,** the projects contained in the 2018 RTIP are consistent with the MCTC's adopted 2014 Regional
23 Transportation Plan (RTP), 2017 Federal Transportation Improvement Program (FTIP); and
24

25 **WHEREAS,** pursuant to adopted CTC, STIP Guidelines, the MCTC is authorized to develop and submit the
26 Regional Transportation Improvement Program by December 15, 2017; and
27

28 **WHEREAS,** the 2018 Madera County Regional Transportation Improvement Program has been prepared by the
29 Madera County Transportation Commission in cooperation with its member agencies and Caltrans in accordance
30 with CTC programming policies and guidelines; and
31

32 **WHEREAS,** the Madera County Transportation Commission Policy Board considered the 2018 RTIP at its
33 November 22, 2017 meeting; and
34

35 **NOW, THEREFORE, BE IT RESOLVED,** the Madera County Transportation Commission does hereby adopt
36 the 2018 Madera County Regional Transportation Improvement Program and directs staff to submit the program to
37 the Department of Transportation and CTC by December 15, 2017.
38

39 **BE IT FURTHER RESOLVED,** that the Madera County Transportation Commission Policy Board authorizes the
40 MCTC Executive Director to negotiate with the CTC and Caltrans and to submit any additional amendments or
41 revisions to the 2018 RTIP.
42

43 This Resolution is adopted this 22nd day of November, 2017, by the following vote:
44

45 Commissioner Frazier Voted _____
46 Commissioner Rodriguez Voted _____
47 Commissioner Wheeler Voted _____
48 Commissioner Ahmed Voted _____
49 Commissioner Oliver Voted _____
50 Commissioner Medellin Voted _____
51

52
53
54 _____
55 Chairman, Madera County Transportation Commission
56

57 _____
58 Executive Director, Madera County Transportation Commission

APPENDICES

SECTION 17

**DOCUMENTATION OF COORDINATION WITH CALTRANS
DISTRICT**

Not Applicable for the 2018 RTIP

APPENDICES

SECTION 18

DETAILED PROJECT PROGRAMMING SUMMARY TABLE

Madera 2018 RTIP

Madera 2018 RTIP														
County	Agency	Project	Total	Project Totals by Fiscal Year (\$1,000)					Project Totals by Component (\$1,000)					
				18/19	19/20	20/21	21/22	22/23	R/W	Const	E&P	PS&E	R/W Supp	Con Supp
Madera	Caltrans	SR 99 - Ave 12 to Ave 17 Widen to 6 Lanes	\$1,545		\$1,545							\$1,545		
	Caltrans	SR 99 - Ave 7 to Ave 12 Widen to 6 Lanes	\$3,000	\$3,000							\$3,000			
	MCTC	Planning, Programming and Monitoring	\$277			\$93	\$92	\$92		\$277				
Total			\$4,822	\$0	\$1,545	\$93	\$92	\$92	\$0	\$277	\$3,000	\$1,545	\$0	\$0

APPENDICES
SECTION 19
ALTERNATIVE DELIVERY METHODS

Not Applicable for the 2018 RTIP

APPENDICES
SECTION 20
CALTRANS B/C CALCULATIONS

STATE ROUTE 99 – AVENUE 7 TO AVENUE 12

WIDEN TO 6 LANES

Caltrans B/C Calculations

District: **D6-Technical Planning**

PROJECT: **MAD-99-1.7-R7.5**

EA:	0H220
PPNO:	612000158

3

INVESTMENT ANALYSIS SUMMARY RESULTS

Life-Cycle Costs (mil. \$)	\$72.4
Life-Cycle Benefits (mil. \$)	\$431.4
Net Present Value (mil. \$)	\$359.0
Benefit / Cost Ratio:	6.0
Rate of Return on Investment:	32.8%
Payback Period:	4 years

ITEMIZED BENEFITS (mil. \$)	Passenger Benefits	Freight Benefits	Total Over 20 Years	Average Annual
Travel Time Savings	\$132.5	\$70.4	\$202.9	\$10.1
Veh. Op. Cost Savings	-\$3.7	\$4.6	\$0.8	\$0.0
Accident Cost Savings	\$178.7	\$47.5	\$226.2	\$11.3
Emission Cost Savings	-\$0.2	\$1.6	\$1.4	\$0.1
TOTAL BENEFITS	\$307.4	\$124.1	\$431.4	\$21.6
Person-Hours of Time Saved			33,031,730	1,651,587
CO₂ Emissions Saved (tons)			33,839	1,692
CO₂ Emissions Saved (mil. \$)			\$0.1	\$0.0

Should benefit-cost results include:

1) Induced Travel? (y/n) Default = Y

2) Vehicle Operating Costs? (y/n) Default = Y

3) Accident Costs? (y/n) Default = Y

4) Vehicle Emissions? (y/n) Default = Y
includes value for CO₂e

District: **D6-Technical Planning**

PROJECT: **MAD-99-1.7-R7.5**

EA: 0H220
PPNO: 612000158

1A PROJECT DATA

Type of Project
Select project type from list:

Project Location (enter 1 for So. Cal., 2 for No. Cal., or 3 for rural):

Length of Construction Period: years
One- or Two-Way Data: enter 1 or 2

Length of Peak Period(s) (up to 24 hrs): hours

1C HIGHWAY ACCIDENT DATA

Actual 3-Year Accident Data (from Table B)

	Count (No.)	Rate
Total Accidents (Tot)	214	0.47
Fatal Accidents (Fat)	3	0.007
Injury Accidents (Inj)	77	0.17
Property Damage Only (PDO) Accidents	134	0.30

Statewide Basic Average Accident Rate

	No Build	Build
Rate Group	H63	H64
Accident Rate (per million vehicle-miles)	0.92	0.63
Percent Fatal Accidents (Pct Fat)	0.6%	0.5%
Percent Injury Accidents (Pct Inj)	31.9%	30.4%

1B HIGHWAY DESIGN AND TRAFFIC DATA

Highway Design

	No Build	Build
Roadway Type (Fwy, Exp, Conv Hwy)	F	F
Number of General Traffic Lanes	4	6
Number of HOV/HOT Lanes		
HOV Restriction (2 or 3)		
Exclusive ROW for Buses (y/n)	N	
Highway Free-Flow Speed	65	65
Ramp Design Speed (if aux. lane/off-ramp proj.)	35	35
Length (in miles) Highway Segment	5.8	5.8
Impacted Length	8.8	8.8

Average Daily Traffic

	No Build	Build
Current 2015	71,000	
Base (Year 1)	73,700	73,700
Forecast (Year 20)	125,000	125,000

Average Hourly HOV/HOT Lane Traffic
Percent of Induced Trips in HOV (if HOT or 2-to-3 conv.):

Percent Traffic in Weave:

Percent Trucks (include RVs, if applicable):

Truck Speed:

On-Ramp Volume

	Peak	Non-Peak
Hourly Ramp Volume (if aux. lane/on-ramp proj.)	0	0
Metering Strategy (1, 2, 3, or D, if on-ramp proj.)		

Queue Formation (if queuing or grade crossing project)

	Year 1	Year 20
Arrival Rate (in vehicles per hour)	0	0
Departure Rate (in vehicles per hour)	0	0

Pavement Condition (if pavement project)

	No Build	Build
IRI (inches/mile) Base (Year 1)		
Forecast (Year 20)		

Average Vehicle Occupancy (AVO)

	No Build	Build
General Traffic Non-Peak	1.30	1.30
Peak	1.15	1.15
High Occupancy Vehicle (if HOV/HOT lanes)	2.15	2.15

1D RAIL AND TRANSIT DATA

Annual Person-Trips

	No Build	Build
Base (Year 1)		
Forecast (Year 20)		

Percent Trips during Peak Period:

Percent New Trips from Parallel Highway:

Annual Vehicle-Miles

	No Build	Build
Base (Year 1)		
Forecast (Year 20)		

Average Vehicles/Train (if rail project):

Reduction in Transit Accidents
Percent Reduction (if safety project):

Average Transit Travel Time

	No Build	Build
In-Vehicle Non-Peak (in minutes)		0.0
Peak (in minutes)		0.0
Out-of-Vehicle Non-Peak (in minutes)	0.0	0.0
Peak (in minutes)	0.0	0.0

Highway Grade Crossing

	Current	Year 1	Year 20
Annual Number of Trains		0	
Avg. Gate Down Time (in min.)		0.0	

Transit Agency Costs (if TMS project)

	No Build	Build
Annual Capital Expenditure		\$0
Annual Ops. and Maintenance Expenditure		\$0

Model should be run for both roads for intersection or bypass highway projects, and may be run twice for connectors. Press button below to prepare model to enter data for second road. After data are entered, results reflect total project benefits.

Prepare Model for Second Road

Enter all project costs (in today's dollars) in columns 1 to 7. Costs during construction should be entered in the first eight rows.
 Project costs (including maintenance and operating costs) should be net of costs without project.

1E PROJECT COSTS (enter costs in thousands of dollars)									
Col. no.	(1)	(2)	(3)	(4)	(5)	(6)	(7)		
Year	DIRECT PROJECT COSTS			SUBSEQUENT COSTS		Mitigation	Transit Agency Cost Savings	TOTAL COSTS (in dollars)	
	Project Support	R / W	Construction	Maint./ Op.	Rehab.			Constant Dollars	Present Value
Construction Period									
1	\$5,413	\$67,000						\$72,413,000	\$72,413,000
2								0	0
3								0	0
4								0	0
5								0	0
6								0	0
7								0	0
8								0	0
Project Open									
1								\$0	\$0
2								0	0
3								0	0
4								0	0
5								0	0
6								0	0
7								0	0
8								0	0
9								0	0
10								0	0
11								0	0
12								0	0
13								0	0
14								0	0
15								0	0
16								0	0
17								0	0
18								0	0
19								0	0
20								0	0
Total	\$5,413	\$67,000	\$0	\$0	\$0	\$0	\$0	\$72,413,000	\$72,413,000

$$\text{Present Value} = \frac{\text{Future Value (in Constant Dollars)}}{(1 + \text{Real Discount Rate})^{\text{Year}}}$$

STATE ROUTE 99 – AVENUE 12 TO AVENUE 17

WIDEN TO 6 LANES

Caltrans B/C Calculations

District: **D6-Planning**
 PROJECT: **Tiger B/C Mad 99-Pm7.5-15.1**

EA:

47090

 PPNO:

6000000973

3

INVESTMENT ANALYSIS SUMMARY RESULTS

Life-Cycle Costs (mil. \$)	\$81.4
Life-Cycle Benefits (mil. \$)	\$501.4
Net Present Value (mil. \$)	\$420.0
Benefit / Cost Ratio:	6.2
Rate of Return on Investment:	27.8%
Payback Period:	6 years

ITEMIZED BENEFITS (mil. \$)	Passenger Benefits	Freight Benefits	Total Over 20 Years	Average Annual
Travel Time Savings	\$219.6	\$116.8	\$336.3	\$16.8
Veh. Op. Cost Savings	\$2.3	\$7.4	\$9.7	\$0.5
Accident Cost Savings	\$120.7	\$32.1	\$152.8	\$7.6
Emission Cost Savings	\$0.2	\$2.4	\$2.6	\$0.1
TOTAL BENEFITS	\$342.7	\$158.7	\$501.4	\$25.1
Person-Hours of Time Saved			56,038,870	2,801,944
CO₂ Emissions Saved (tons)			119,676	5,984
CO₂ Emissions Saved (mil. \$)			\$0.5	\$0.0

Should benefit-cost results include:

1) Induced Travel? (y/n)
Default = Y

2) Vehicle Operating Costs? (y/n)
Default = Y

3) Accident Costs? (y/n)
Default = Y

4) Vehicle Emissions? (y/n)
includes value for CO₂e
Default = Y

District: **D6-Planning**

PROJECT: **Tiger B/C Mad 99-Pm7.5-15.1**

EA: 47090
PPNO: 600000973

1A PROJECT DATA

Type of Project
Select project type from list: **Passing Lane**

Project Location (enter 1 for So. Cal., 2 for No. Cal., or 3 for rural): **2**

Length of Construction Period: **1** years
One- or Two-Way Data: **2** enter 1 or 2

Length of Peak Period(s) (up to 24 hrs): **5** hours

1C HIGHWAY ACCIDENT DATA

Actual 3-Year Accident Data (from Table B)

	Count (No.)	Rate
Total Accidents (Tot)	343	0.56
Fatal Accidents (Fat)	1	0.002
Injury Accidents (Inj)	119	0.19
Property Damage Only (PDO) Accidents	223	0.36

Statewide Basic Average Accident Rate

	No Build	Build
Rate Group	H63	H64
Accident Rate (per million vehicle-miles)	0.95	0.65
Percent Fatal Accidents (Pct Fat)	0.6%	0.5%
Percent Injury Accidents (Pct Inj)	31.9%	30.4%

1B HIGHWAY DESIGN AND TRAFFIC DATA

Highway Design

	No Build	Build
Roadway Type (Fwy, Exp, Conv Hwy)	F	F
Number of General Traffic Lanes	4	6
Number of HOV/HOT Lanes		
HOV Restriction (2 or 3)		
Exclusive ROW for Buses (y/n)	N	
Highway Free-Flow Speed	65	65
Ramp Design Speed (if aux. lane/off-ramp proj.)	35	35
Length (in miles) Highway Segment	7.6	7.6
Impacted Length	10.6	10.6

Average Daily Traffic

	No Build	Build
Current 2015	74,000	
Base (Year 1)	76,819	76,819
Forecast (Year 20)	130,380	130,380

Average Hourly HOV/HOT Lane Traffic
Percent of Induced Trips in HOV (if HOT or 2-to-3 conv.): **100%**

Percent Traffic in Weave: **0.0%**

Percent Trucks (include RVs, if applicable): **21%**

Truck Speed

On-Ramp Volume

	Peak	Non-Peak
Hourly Ramp Volume (if aux. lane/on-ramp proj.)	0	0
Metering Strategy (1, 2, 3, or D, if on-ramp proj.)		

Queue Formation (if queuing or grade crossing project)

	Year 1	Year 20
Arrival Rate (in vehicles per hour)	0	0
Departure Rate (in vehicles per hour)	0	0

Pavement Condition (if pavement project)

	No Build	Build
IRI (inches/mile) Base (Year 1)		
Forecast (Year 20)		

Average Vehicle Occupancy (AVO)

	No Build	Build
General Traffic Non-Peak	1.30	1.30
Peak	1.15	1.15
High Occupancy Vehicle (if HOV/HOT lanes)	2.15	2.15

1D RAIL AND TRANSIT DATA

Annual Person-Trips

	No Build	Build
Base (Year 1)		
Forecast (Year 20)		

Percent Trips during Peak Period: **40%**

Percent New Trips from Parallel Highway: **100%**

Annual Vehicle-Miles

	No Build	Build
Base (Year 1)		
Forecast (Year 20)		

Average Vehicles/Train (if rail project)

Reduction in Transit Accidents
Percent Reduction (if safety project)

Average Transit Travel Time

	No Build	Build
In-Vehicle Non-Peak (in minutes)		0.0
Peak (in minutes)		0.0
Out-of-Vehicle Non-Peak (in minutes)	0.0	0.0
Peak (in minutes)	0.0	0.0

Highway Grade Crossing

	Current	Year 1	Year 20
Annual Number of Trains		0	
Avg. Gate Down Time (in min.)		0.0	

Transit Agency Costs (if TMS project)

	No Build	Build
Annual Capital Expenditure		\$0
Annual Ops. and Maintenance Expenditure		\$0

Model should be run for both roads for intersection or bypass highway projects, and may be run twice for connectors. Press button below to prepare model to enter data for second road. After data are entered, results reflect total project benefits.

Prepare Model for Second Road

Enter all project costs (in today's dollars) in columns 1 to 7. Costs during construction should be entered in the first eight rows. Project costs (including maintenance and operating costs) should be net of costs without project.

1E PROJECT COSTS (enter costs in thousands of dollars)									
Col. no.	(1)	(2)	(3)	(4)	(5)	(6)	(7)		
Year	DIRECT PROJECT COSTS			SUBSEQUENT COSTS		Mitigation	Transit Agency Cost Savings	TOTAL COSTS (in dollars)	
	Project Support	R / W	Construction	Maint./ Op.	Rehab.			Constant Dollars	Present Value
Construction Period									
1	\$7,445	\$450	\$73,500					\$81,395,000	\$81,395,000
2								0	0
3								0	0
4								0	0
5								0	0
6								0	0
7								0	0
8								0	0
Project Open									
1								\$0	\$0
2								0	0
3								0	0
4								0	0
5								0	0
6								0	0
7								0	0
8								0	0
9								0	0
10								0	0
11								0	0
12								0	0
13								0	0
14								0	0
15								0	0
16								0	0
17								0	0
18								0	0
19								0	0
20								0	0
Total	\$7,445	\$450	\$73,500	\$0	\$0	\$0	\$0	\$81,395,000	\$81,395,000

$$\text{Present Value} = \frac{\text{Future Value (in Constant Dollars)}}{(1 + \text{Real Discount Rate})^{\text{Year}}}$$

MEMORANDUM

ITEM IV-D

DATE: November 22, 2017
TO: MCTC Policy Board
FROM: Troy McNeil, Fiscal Supervisor
RE: Transportation Funding Programs Update – ITEM IV – D

I. Requested Action:

Information and Discussion Only.

II. Summary:

Staff will give a verbal presentation and update of the transportation funding programs available to local agencies.

III. Fiscal Impact:

No fiscal impact to the MCTC FY 2017/18 Overall Work Program and Budget.

MEMORANDUM

ITEM IV- E

DATE: November 22, 2017

TO: MCTC Policy Board

FROM: Patricia Taylor, Executive Director
Madera County Transportation Commission

RE: Sacramento Valley Voice Trip – March 7, 2018 – ITEM IV – E

I. Requested Action:

Information and Discussion Only.

II. Summary:

The San Joaquin Valley Legislative Affairs Committee has scheduled a one day Sacramento Valley Voice Trip for March 7, 2018. The areas that have been identified as priorities will focus on issues related to funding in the San Joaquin Valley for transportation projects; Cap and Trade funding; Cal Enviro Screen definition; Affordable Housing Sustainable Communities, goods/freight movement, and Senate Bill 1.

III. Fiscal Impact:

No fiscal impact to the 2017/18 MCTC Overall Work Program and Budget.

MEMORANDUM

ITEM IV-F

DATE: November 17, 2017
TO: MCTC Policy Board
FROM: Sandy Ebersole, Grants Analyst
RE: Letter of Support for the SJJPA/SJRRC TIRCP 2018 Grant Application – Support for Improved Passenger Rail Service to Sacramento

I. Requested Action:

Approve the chair to sign a letter of support to include as part of the Transit and Intercity Rail Capital Program Grant Application. The application will be submitted by the San Joaquin Joint Powers Authority and the San Joaquin Regional Rail Commission.

II. Summary:

SJJPA and SJRC are seeking a letter of support for the grant application submission by the San Joaquin Joint Powers Authority and the San Joaquin Regional Rail Commission that seeks funding under the Transit and Intercity Rail Capital Program. The proposed project will use existing rail infrastructure to better connect travelers to and from the Sacramento region with the San Joaquin Valley.

III. Fiscal Impact:

No Impact to Fiscal Year 2017/2018 Budget.

MADERA COUNTY TRANSPORTATION COMMISSION

EXECUTIVE MINUTES

Date: October 18, 2017
Time: 3:00 p.m.
Place: MCTC Board Chambers

Members Present: Chairman - Andrew Medellin – Mayor, City of Madera
Vice Chairman -Brett Frazier - Supervisor, Madera County
Tom Wheeler - Supervisor, Madera County
William Oliver – Councilmember, City of Madera
Waseem Ahmed – Councilmember, City of Chowchilla
Max Rodriguez - Supervisor, Madera County

Members Absent: None

Policy Advisory Committee: Above Members present and Caltrans Representatives:
Michael Navarro, Caltrans Dist. 06 Senior Planner

MCTC Staff Present: Patricia Taylor, Executive Director
Troy McNeil, Fiscal Supervisor
Dylan Stone, Regional Planning Supervisor
Jeff Findley, Senior Regional Planner
Amelia Davies, Regional Planner
Evelyn Espinoza, Regional Planner
Sandy Ebersole, Grants Analyst
Sheila Kingsley, Office Asst.

MCTC sitting as the Transportation Policy Committee

I. PLEDGE OF ALLEGIANCE

II. PUBLIC COMMENT

None.

III. TRANSPORTATION CONSENT ITEMS

A. *Affordable Housing & Sustainable Communities Program NOFA*

The Department of Housing and Community Development (Department) announced the availability of approximately \$255 million in funding for the Affordable Housing and Sustainable Communities (AHSC) Program. The AHSC Program furthers the purposes of AB 32 (Chapter 488, Statutes of 2006) and SB 375 (Chapter 728, Statutes of 2008). The purpose of the AHSC Program is to reduce greenhouse gas (GHG) emissions through projects implementing land-use, housing, transportation, and agricultural land preservation practices to support infill and compact development, and supporting related and coordinated public policy objectives. Funding for the AHSC Program is provided from the Greenhouse Gas Reduction Fund (GGRF), an account established to receive Cap-and-Trade auction proceeds.

The AHSC Program is part of California Climate Investments (CCI), a statewide program funded through the GGRF that puts billions of Cap-and-Trade dollars to work reducing GHG emissions, strengthening the economy, and improving public health and the environment – particularly in disadvantaged communities.

For more information please see <http://www.hcd.ca.gov/grants-funding/active-funding/ahsc.shtml>

Action: Information and Discussion only.

Transportation Consent Calendar Action: Upon motion by Commissioner Frazier, seconded by Commissioner Wheeler to approve the Transportation Consent Calendar (Item A). A vote was called and the motion carried.

IV. TRANSPORTATION ACTION/DISCUSSION ITEM

A. *Amend Contract – 2018 Regional Transportation Plan / EIR*

The federal government released new regulations regarding the inclusion of performance measures and performance targets in all of our planning processes. Because of the uncertainty and complexity of these new requirements, staff added this as a task to the current RTP contract. The consultant will research these new requirements, inform and educate staff on all of the new regulations, and ensure the 2018 RTP addresses and encompasses everything that is required. This task was not included in the original scope of work.

Action: Upon motion by Commissioner Rodriguez, seconded by Commissioner Ahmed to approve to amend and add to the contract for the 2018 RTP/EIR in an amount not to exceed \$30,000. A vote was called and the motion carried.

B. ***PUBLIC HEARING: Draft 2017 Federal Transportation Improvement Program Amendment 8 (2017 FTIP Amendment 8) and 2014 Regional Transportation Plan Amendment 2 (2014 RTP Amendment 2) and corresponding Conformity Analysis for the 2014 RTP/2017 FTIP.***

The Madera County Transportation Commission is proposing a Draft 2017 Federal Transportation Improvement Program Amendment 8 (2017 FTIP Amendment 8) and 2014 Regional Transportation Plan Amendment 2 (2014 RTP Amendment 2) and corresponding Conformity Analysis for the 2014 RTP/2017 FTIP. Associated documentation is attached as indicated below.

Project List: Attachment 1 includes a summary of programming changes that result from Amendment 8 to the 2017 FTIP. The attachment also includes the CTIPs printout for the project changes to the 2017 FTIP via Amendment 9. Amendment 9 is necessary due to changes in project costs and scope.

Updated Financial Plan: Attachment 2 includes the updated Financial Plan from the 2017 FTIP Amendment 8 to include the project list as provided in Attachment 1.

2014 RTP Amendment 2: Attachment 3 includes a summary of changes to the 2014 RTP. Draft Amendment 2 is necessary due to changes in project schedules. The amendment does not change the time frame of the transportation plan.

Conformity Requirements: Attachment 4 includes the conformity analysis to support a finding that the 2017 FTIP Amendment 8 and 2014 RTP Amendment 2 meet the air quality conformity requirements for carbon monoxide, ozone, and particulate matter. In addition, the projects and/or project phases contained in the amendment do not interfere with the timely implementation of any approved TCMs.

Public Involvement: Attachment 4 also includes the Draft Public Notice and Adoption Resolution.

A 30-day public review and comment period has commence on October 11, 2017 and conclude on November 10, 2017. The draft documents are available for review at the MCTC office, located at 2001 Howard Road, Suite 201, Madera, CA 93637 and on the MCTC website at www.maderactc.org.

Public comments are welcomed at the hearing, or may be submitted in writing by November 10 at 3:00 p.m. to Jeff Findley and Dylan Stone at the address below.

After considering the comments, the documents will be considered for adoption, by resolution, by the MCTC at a regularly scheduled meeting to be held on November 22, 2017. The documents will then be submitted to state and federal agencies for approval.

Chairman Medellin opened the floor for public comment at 3:11 p.m. Hearing no comments, Chairman Medellin closed the floor at 3:12 pm.

Action: Receive comments on the Draft 2017 Federal Transportation Improvement Program Amendment 8, 2014 Regional Transportation Plan Amendment 2 and corresponding Conformity Analysis for the 2014 RTP/2017 FTIP.

C. Letter of Support – Altamont Corridor Express service expansion to the City of Chowchilla

Enclosed in the Commissioner’s packet, was a copy of a letter of support in concept for the Altamont Corridor Express (commuter rail system) to consider the City of Chowchilla for a future station location and service expansion.

Action: Upon motion by Commissioner Oliver, seconded by Commissioner Frazier to endorse a Letter of Support for ACE to expand to the City of Chowchilla. A vote was called and the motion carried.

V. REAFFIRM ALL ACTIONS TAKEN WHILE SITTING AS THE TRANSPORTATION POLICY COMMITTEE

Action: Upon motion by Commissioner Oliver seconded by Commissioner Frazier to reaffirm all actions taken while sitting as the Transportation Policy Committee. A vote was called and the motion carried.

VI. ADMINISTRATIVE CONSENT ITEMS

A. Executive Minutes – September 20, 2017

Included in the Commissioner’s packet was a copy of the September 20, 2017 Executive Minutes of the Policy Board.

Action: Approve Executive Minutes of September 20, 2017.

B. Transportation Development Act (LTF) – Allocations, LTF Resolution 16-10 Amendment No. 6

The City of Chowchilla is requesting to amend their FY 2016/17 allocations.

Action: Approve LTF Resolution 16-10 Amendment No. 6

C. Transportation Development Act (LTF, STA) – Allocations, LTF Resolution 17-08 Amendment No.1, STA Resolution 17-09 Amendment No. 1

The City of Chowchilla is requesting to re-allocate their 2017/18 allocations.

Action: Approve LTF Resolution 17-08 Amendment No.1, STA Resolution 17-09 Amendment No.1

Administrative Consent Calendar Action: Upon motion by Commissioner Wheeler, seconded by Commissioner Rodriguez to approve the Administrative Consent Calendar (Items A-C). A vote was called and the motion carried.

VII. ADMINISTRATIVE ACTION/DISCUSSION ITEMS

A. FY 2017/18 Overall Work Program and Budget – Amendment No. 1

Included in the Commissioner’s packet was a copy of the letter to Caltrans requesting the amendment, copy of the amended budget, amended OWP spreadsheet, and amended work elements. The revised Budget is \$1,625,830 (decrease of \$17,228 from original budget). The amendment reflects changes as a result of the delay in filling the vacant position, actual carryover of prior year revenues, actual carryover of budgeted contract expenditures from FY 2016/17, and an adjustment for actual costs planned versus budgeted.

The amendment is recognized in the following:

Revenues – (Decrease \$17,228)

- FHWA PL Carryover – decrease \$18,108
- FTA 5303 Carryover – increase \$644
- STIP PPM – decrease \$922
- TDA Carryover – decrease \$582
- MCTA – increase \$1,740

Salaries & Benefits – (Decrease \$37,028)

- Salaries – decrease \$22,629
- ICMA, 401(a) – decrease \$3,394
- FICA, Employer – decrease \$1,403
- Medicare – decrease \$328
- Worker’s Compensation – decrease \$168
- Health – decrease \$9,106

Indirect Costs – (Increase \$2,800)

- Office Furniture – increase \$1,000
- Telephone/Internet/Website – increase \$1,800

Other Direct Costs – (Increase \$17,000)

- Active Transportation Plan – decrease \$24,000
- RTP EIR – decrease \$30,000
- RTP/SCS Development – increase \$71,000

The amendment is reflected in the following OWP Work Elements: 100 – Regional Transportation Plan; 110 – Regional Planning Database; 111 – Traffic Monitoring Program; 112 – Traffic Modeling; 113 – Air Quality Transportation Planning; 120 – Goods Movement and Highway Planning; 122 – Project Coordination & Financial Programming; 130 – Public Transportation; 140 – Other Modal Elements; 150 – Public Participation Program; 151 – Alternative Transportation Activities; 200 – Transportation Program Development; 901 – Transportation Funds Administration; 902 – Overall Work Program and Budget; 907 – Board Cost & Other Expenses; 910 – MCTA Administration

Action: Upon motion by Commissioner Wheeler, seconded by Commission Rodriguez to approve FY 2017/18 Overall Work Program and Budget – Amendment No.1. A vote was called and the motion carried.

MCTC Sitting as the Madera County 2006 Transportation Authority

VIII. AUTHORITY – CONSENT ITEMS

None

IX. AUTHORITY – ACTION/DISCUSSION ITEMS

A. Citizens’ Oversight Committee – Member Appointments

The Citizens’ Oversight Committee currently has two vacancies. The vacant positions are Supervisorial District 2 and Member-At-Large. Staff has received an application from Courtney Brown for Member-At-Large.

Action: Upon motion by Commissioner Oliver, seconded by Commissioner Frazier to appoint Courtney Brown to the Citizens’ Oversight Committee, Member-At-Large. A vote was called and the motion carried.

X. Miscellaneous

A. Items from Caltrans

Michael Navarro, Caltrans District 06 Senior Planner, provided a brief update on the local projects in Madera County.

B. Items from Staff

Patricia Taylor, MCTC Director updated the Board on several grants that the Commission staff is submitting.

C. Items from Commissioners

None

XI. Adjournment

Meeting adjourned at 4:00 p.m.

Next meeting set for Wednesday, November 22, 2017

Respectfully Submitted,



Patricia S. Taylor
Executive Director
Madera County Transportation Commission

BEFORE
THE COMMISSIONERS OF THE MADERA COUNTY TRANSPORTATION COMMISSION
COUNTY OF MADERA, STATE OF CALIFORNIA

In the matter of) Resolution No. **17-08**
ALLOCATION OF 2017/18) **Amendment #2**
LOCAL TRANSPORTATION FUND

WHEREAS, the California Transportation Development Act established the Local Transportation Fund (LTF) and a continuous appropriation of said Fund, and

WHEREAS, the Madera County Transportation Commission (MCTC) is empowered to authorize apportionment and allocation of said Fund, and

WHEREAS, \$70,000 has been apportioned for Administration, \$77,303 has been reserved for Pedestrian and Bicycle facilities, and

WHEREAS, the Local Agencies have agreed to a MCTC expenditure of \$115,954 for shared system planning costs, per Section 99233.2 of the Transportation Development Act; and

WHEREAS, there is the sum of \$3,865,153 to be allocated from LTF, 2017/18;

WHEREAS, the Madera County Transportation Commission has made the finding in Resolution No. 17-03 that there are no substantial unmet transit needs that are reasonable to meet in FY 2017/18 within the jurisdictions of the County of Madera, City of Madera, and the City of Chowchilla, and

WHEREAS, a clerical error from Amendment #1 has been corrected;

NOW, THEREFORE, LET IT BE RESOLVED, that the following sums have been allocated under the California Administrative Code by the Madera County Transportation Commission to be expended by the City of Chowchilla, the City of Madera, and the County of Madera for the purposes set forth below:

(A) City of Chowchilla

Unallocated		\$	0
CATX		\$	228,242
Pedestrian & Bicycle Projects		\$	6,154
MCTC Planning Services	\$	9,231	
Street & Road Projects	\$	64,070	

(B) City of Madera

MAX, DAR, Intermodal		\$	337,000
Pedestrian & Bicycle Projects		\$	32,643
MCTC Planning Services	\$	48,964	
Road & Street Improvement Projects	\$	1,213,534	

1 C) County of Madera

2	Amtrak		\$ 20,600
3	Senior/Escort		\$ 125,000
4	MCC		\$ 38,767
5	DAR, City of Madera		\$ 313,581
6	CATX, City of Chowchilla		\$ 107,474
7	Pedestrian & Bicycle Projects		\$ 628,651
8	MCTC Planning Services	\$ 57,759	
9	Street Maintenance	\$ 1,400,822	

10
11
12
13
14 The foregoing resolution was adopted this 22nd day of November, 2017 by the following vote:

15
16 Commissioner Ahmed voted: _____
17 Commissioner Rodriguez voted: _____
18 Commissioner Frazier voted: _____
19 Commissioner Oliver voted: _____
20 Commissioner Medellin voted: _____
21 Commissioner Wheeler voted: _____
22
23
24
25
26
27
28

29 _____
30 Chairman, Madera County Transportation Commission
31
32
33
34
35
36
37

38 _____
Executive Director, Madera County Transportation Commission

BEFORE
 THE COMMISSIONERS OF THE MADERA COUNTY TRANSPORTATION COMMISSION
 COUNTY OF MADERA, STATE OF CALIFORNIA

In the matter of) Resolution No. **17-05**
APPORTIONMENT OF 2017/18) **Amendment #1**
STATE TRANSIT ASSISTANCE)

WHEREAS, the Mills-Alquist-Deddeh Act of 1979 established a State Transit Assistance Fund for each transportation planning agency in California; and

WHEREAS, the California State Legislature has revised the allocation in 2017/18 for the State Transit Assistance Fund to \$468,849,000; and

WHEREAS, the 2017/18 estimate for the State Transit Assistance Fund is \$940,194 for Madera County; and

WHEREAS, the County of Madera, City of Madera, and City of Chowchilla expends Transportation Development Act Funds for various transportation purposes; and

WHEREAS, the County of Madera has entered into an agreement, Agreement No. 5686-C-96) - May 21, 1996, with the City of Chowchilla for annexation of State Prison Facilities to the City of Chowchilla, per A.B. No. 1997 – an act to add Section 56111.12 to the Government Code, and to amend Section 99231 of the Public Utilities Code, relating to annexation, and declaring the urgency thereof, to take effect immediately; and

WHEREAS, Agreement No. 5686-C-96 states the County of Madera and the City of Chowchilla agree that the County shall be entitled to receive from Chowchilla a sum equal to the sum of the revenues from all existing revenue sources attributable to the prison territory, including, but not necessarily limited to, Transportation Development Act Funds, FAST Act Funds, Measure “T” Sales and Use Tax Ordinance Funds, and Sales and Use Tax Revenues generated from taxable sales and uses within the prison territory; and

WHEREAS, the California Department of Finance has provided information that the February 1, 2017 population housed in the two state prison facilities is 6,382; and

WHEREAS, the populations of the County and the City of Chowchilla have been adjusted to reflect the new DOF (E1) population report dated May 1, 2017 adjustments are as follows:

**Calculation of Madera County and City of Chowchilla
 Population per 05/01/17 DOF**

	DOF(E-1) Population 05/01/17	DOF Prison Population	Adjusted Populations
Chowchilla	18,840	(6,382)	12,458
County	71,570	6,382	77,952

1 **WHEREAS,** the County of Madera, City of Chowchilla, and City of Madera have requests
2 for 2017/18 allocations,
3

Member	DOF (E-1) Population 05/01/17	Percent	PUC 99313 Allocation	PUC 99314 Allocation	PUC 99313 Allocation
Chowchilla	12,458	7.96%	\$ 73,891	\$ 6,210	\$ 80,101
Madera	66,082	42.23%	\$391,949	\$ 5,791	\$397,740
County	77,952	49.81%	\$462,353		\$462,353
	156,492	100.00%	\$928,193	\$12,001	\$940,194

4
5 **BE IT FURTHER RESOLVED,** that the Madera County Transportation Commission
6 will not accept claims from these three entities for transportation planning or mass transportation
7 purposes unless the California State Legislature allocates funds to the State Transit Assistance fund.
8

9 The foregoing resolution was adopted this 22nd day of November, 2017 by the following vote:

10
11 Commissioner Rodriguez voted: _____
12 Commissioner Frazier voted: _____
13 Commissioner Wheeler voted: _____
14 Commissioner Oliver voted: _____
15 Commissioner Medellin voted: _____
16 Commissioner Ahmed voted: _____
17
18
19
20
21
22

23
24 _____
Chairman, Madera County Transportation Commission
25
26
27
28
29
30

31 _____
Executive Director, Madera County Transportation Commission
32

**Madera County Transportation Commission
State of Good Repair Program**

2017/18 Estimate per State Controller's Office	\$	207,871
Less MCTC Administration Expense	\$	-
Balance Available for Allocation	\$	207,871

County/Chowchilla adjustment for prison population per May 21, 1996 Agreement
2/1/17 Prison Population from DCR = **6,382**

	DOF(E-1) Population 05/01/17	DOF Prison Population	Adjusted Populations
Chowchilla	18,840	(6,382)	12,458
County	71,570	6,382	77,952

2017/18 Allocation per State Controller (PUC 99313)	\$	207,871
2017/18 Allocation per State Controller (PUC 99314)	\$	2,688
	\$	210,559

Member	DOF (E-1) Population 05/01/17	Percent	PUC 99313 Allocation	PUC 99314 Allocation	Total
Chowchilla	12,458	7.96%	\$ 16,548	\$ 1,391	\$ 17,939
Madera	66,082	42.23%	\$ 87,778	\$ 1,297	\$ 89,075
County	77,952	49.81%	\$ 103,545		\$ 103,545
	156,492	100.00%	\$ 207,871	\$ 2,688	\$ 210,559

State Transit Assistance State of Good Repair Program

Recipient Certifications and Assurances

Recipient: Madera County Transportation Commission
Effective Date: November 22, 2017

In order to receive State of Good Repair Program (SGR) funds from the California Department of Transportation (Department), recipients must agree to following terms and conditions:

A. General

- (1) The recipient agrees to abide by the State of Good Repair Guidelines as may be updated from time to time.
- (2) The potential recipient must submit to the Department a State of Good Repair Program Project List annually, listing all projects proposed to be funded by the SGR program. The project list should include the estimated SGR share assigned to each project along with the total estimated cost of each project..
- (3) The recipient must submit a signed Authorized Agent form designating the representative who can submit documents on behalf of the recipient and a copy of the board resolution authorizing the agent.

B. Project Administration

- (1) The recipient certifies that required environmental documentation will be completed prior to expending SGR funds. The recipient assures that each project approved for SGR funding comply with Public Resources Code § 21100 and § 21150.
- (2) The recipient certifies that SGR funds will be used for transit purposes and SGR funded projects will be completed and remain in operation for the estimated useful lives of the assets or improvements.
- (3) The recipient certifies that it has the legal, financial, and technical capacity to deliver the projects, including the safety and security aspects of each project.
- (4) The recipient certifies that there is no pending litigation, dispute, or negative audit findings related to any SGR project at the time an SGR project is submitted in the annual list.

- (5) Recipient agrees to notify the Department immediately if litigation is filed or disputes arise after submission of the annual project list and to notify the Department of any negative audit findings related to any project using SGR funds.
- (6) The recipient must maintain satisfactory continuing control over the use of project equipment and/or facilities and will adequately maintain project equipment and/or facilities for the estimated useful life of each project.
- (7) Any and all interest the recipient earns on SGR funds must be reported to the Department and may only be used on approved SGR projects or returned to the Department.
- (8) The recipient must notify the Department of any proposed changes to an approved project list by submitting an amended project list.
- (9) Funds will be expended in a timely manner.

C. Reporting

- (1) Per Public Utilities Code § 99312.1 (e) and (f), the recipient must submit the following SGR reports:
 - a. Annual Expenditure Reports within six months of the close of the fiscal year (by December 31st) of each year.
 - b. The annual audit required under the Transportation Development Act (TDA), to verify receipt and appropriate expenditure of SGR funds. A copy of the audit report must be submitted to the Department within six months of the close of each fiscal year in which SGR funds have been received or expended.

D. Cost Principles

- (1) The recipient agrees to comply with Title 2 of the Code of Federal Regulations Part 200, Uniform Administrative Requirements for Grants and Cooperative Agreements to State and Local Governments.
- (2) The recipient agrees, and will assure that its contractors and subcontractors will be obligated to agree, that (a) Contract Cost Principles and Procedures, 48 CFR, Federal Acquisition Regulations System, Chapter 1, Part 31, et seq., shall be used to determine the allowability of individual project cost items and (b) those parties shall comply with Federal administrative procedures in accordance with 2 CFR, Part 200, Uniform Administrative Requirements for Grants and Cooperative Agreements to State and Local Governments.

- (3) Any project cost for which the recipient has received payment that are determined by subsequent audit to be unallowable under 2 CFR, Part 200, are subject to repayment by the recipient to the State of California (State). Should the recipient fail to reimburse moneys due to the State within thirty (30) days of demand, or within such other period as may be agreed in writing between the Parties hereto, the State is authorized to intercept and withhold future payments due the recipient from the State or any third-party source, including but not limited to, the State Treasurer and the State Controller.

E. Record Retention

- (1) The recipient agrees, and will assure that its contractors and subcontractors shall establish and maintain an accounting system and records that properly accumulate and segregate incurred project costs and matching funds by line item for the project. The accounting system of the recipient, its contractors and all subcontractors shall conform to Generally Accepted Accounting Principles (GAAP), enable the determination of incurred costs at interim points of completion, and provide support for reimbursement payment vouchers or invoices. All accounting records and other supporting papers of the recipient, its contractors and subcontractors connected with SGR funding shall be maintained for a minimum of three (3) years from the date of final payment and shall be held open to inspection, copying, and audit by representatives of the State and the California State Auditor. Copies thereof will be furnished by the recipient, its contractors, and subcontractors upon receipt of any request made by the State or its agents. In conducting an audit of the costs claimed, the State will rely to the maximum extent possible on any prior audit of the recipient pursuant to the provisions of federal and State law. In the absence of such an audit, any acceptable audit work performed by the recipient's external and internal auditors may be relied upon and used by the State when planning and conducting additional audits.
- (2) For the purpose of determining compliance with Title 21, California Code of Regulations, Section 2500 et seq., when applicable, and other matters connected with the performance of the recipient's contracts with third parties pursuant to Government Code § 8546.7, the recipient, its contractors and subcontractors and the Department shall each maintain and make available for inspection all books, documents, papers, accounting records, and other evidence pertaining to the performance of such contracts, including, but not limited to, the costs of administering those various contracts. All of the above referenced parties shall make such materials available at their respective offices at all reasonable times during the entire project period and for three (3) years from the date of final payment. The State, the California State Auditor, or any duly authorized representative of the State, shall each have access to any books, records, and documents that are pertinent to a project for audits, examinations, excerpts, and transactions, and the recipient shall furnish copies thereof if requested.

- (3) The recipient, its contractors and subcontractors will permit access to all records of employment, employment advertisements, employment application forms, and other pertinent data and records by the State Fair Employment Practices and Housing Commission, or any other agency of the State of California designated by the State, for the purpose of any investigation to ascertain compliance with this document.

F. Special Situations

- (1) Recipient acknowledges that if a project list is not submitted timely, the recipient forfeits its apportionment for that fiscal year.
- (2) Recipients with delinquent expenditure reports may risk future eligibility for future SGR funding.
- (3) Recipient acknowledges that the Department shall have the right to perform an audit and/or request detailed project information of the recipient's SGR funded projects at the Department's discretion from SGR award through 3 years after the completion and final billing of any SGR funded project.. Recipient agrees to provide any requested project information.

I certify all of these conditions will be met.

MADERA COUNTY TRANSPORTATION COMMISSION

BY:

PATRICIA TAYLOR, Executive Director



Authorized Agent

The following individual(s) are hereby authorized to execute for and on behalf of the named Regional Entity/Transit Operator, and to take any actions necessary for the purpose of obtaining State Transit Assistance State of Good Repair funds provided by the California Department of Transportation, Division of Rail and Mass Transportation. This form is valid at the beginning of Fiscal Year 2017-2018 until the end of the State of Good Repair Program. If there is a change in the authorized agent, the project sponsor must submit a new form. This form is required even when the authorized agent is the executive authority himself.

Patricia Taylor, Executive Director

(Name and Title of Authorized Agent)

OR

Troy McNeil, Fiscal Supervisor

(Name and Title of Authorized Agent)

OR

Sandra Ebersole, Grants Analyst

(Name and Title of Authorized Agent)

AS THE Executive Director

(Chief Executive Officer / Director / President / Secretary)

OF THE Madera County Transportation Commission

(Name of County/City Organization)

Patricia Taylor, Executive Director

(Signature)

Approved this _____ day of _____, 20_____

1
2
3
4
5
6
7
8
9
10
11
12
13
14
15
16
17
18
19
20
21
22
23
24
25
26
27
28
29
30
31
32
33
34
35
36
37
38
39
40
41
42
43
44
45
46
47

BEFORE
THE COMMISSIONERS OF THE MADERA COUNTY TRANSPORTATION COMMISSION
COUNTY OF MADERA, STATE OF CALIFORNIA

In the matter of) Resolution No. 17-12
AUTHORIZATION FOR)
THE EXECUTION OF THE)
CERTIFICATONS AND)
ASSURANCES AND AUTHORIZED)
AGENT FORMS FOR STATE OF)
GOOD REPAIR PROGRAM)

WHEREAS, the **MADERA COUNTY TRANSPORTATION COMMISSION** is an eligible project sponsor and may receive State Transit Assistance funding from the State of Good Repair Account (SGR) now or sometime in the future for transit projects; and

WHEREAS, the statutes related to state-funded transit projects require a local or regional implementing agency to abide by various regulations; and

WHEREAS, Senate Bill 1 (2017) named the Department of Transportation (Department) as the administrative agency for the SGR; and

WHEREAS, the Department has developed guidelines for the purpose of administering and distributing SGR funds to eligible project sponsors **THE CITY OF CHOWCHILLA, THE CITY OF MADERA and MADERA COUNTY;** and

WHEREAS, the **MADERA COUNTY TRANSPORTATION COMMISSION** wishes to delegate authorization to execute these documents and any amendments thereto to the **EXECUTIVE DIRECTOR.**

NOW, THEREFORE, BE IT RESOLVED by the Board of Directors of the **MADERA COUNTY TRANSPORTATION COMMISSION** that the fund recipient agrees to comply with all conditions and requirements set forth in the Certification and Assurances document and applicable statutes, regulations and guidelines for all SGR funded transit projects.

///
///
///
///
///
///
///
///

1 **NOW THEREFORE, BE IT FURTHER RESOLVED** that the **EXECUTIVE DIRECTOR** be
2 authorized to execute all required documents of the SGR program and any Amendments thereto with
3 the California Department of Transportation.
4

5
6 The foregoing resolution was adopted this 22nd day of November, 2017 by the following vote:
7

8
9 Commissioner Wheeler voted: _____
10 Commissioner Rodriguez voted: _____
11 Commissioner Frazier voted: _____
12 Commissioner Oliver voted: _____
13 Commissioner Medellin voted: _____
14 Commissioner Ahmed voted: _____
15

16
17
18
19
20
21
22 _____
23 Chairman, Madera County Transportation Commission
24

25
26
27
28
29 _____
30 Executive Director, Madera County Transportation Commission
31

MEMORANDUM

ITEM VII-A

DATE: November 22, 2017
TO: MCTC Policy Board
FROM: Troy McNeil, Fiscal Supervisor
RE: Award Contract – Triennial Performance Audit — ITEM VII-A

I. Requested Action:

Authorize staff to enter into a contract with Moore & Associates to conduct the Triennial Performance Audit for fiscal years 2014-15 through 2016-17.

II. Summary:

At its September 20, 2017 meeting the Board approved the release of the Triennial Performance Audit Request for Proposals (RFP). MCTC is statutorily required by Section 99246 of the California Public Utilities Code to designate entities other than itself, a county transportation commission, a transit development board, or an operator to make a performance audit of its activities and the activities of each operator to whom it allocates funds. The audit will cover fiscal years 2014-15 through 2016-17 and will audit the following functions:

- RTPA Administration and Management;
- Transportation Planning and Regional Coordination;
- Claimant Relationships and Oversight;
- Follow up of prior Performance Audit Recommendations;
- Marketing and Transportation Alternatives; and
- Grant Applications and Management.

The final report is scheduled to be presented to the Board in March 2018. MCTC staff expects that the performance audit will be conducted consistent with the "Performance Audit Guidebook for Transit Operators and Regional Transportation Planning Entities" issued by the California Department of Transportation (Caltrans).

Staff received two proposals, scored the proposals according to the established criteria, and the results of the scoring are:

1. Moore & Associates – 94/100 (Total cost proposal of \$29,914)
2. Michael Baker International – 92.5/100 (Total cost proposal of \$29,975)

After conducting the RFP process and scoring and evaluating the submitted proposals, MCTC staff recommends retaining the firm of Moore & Associates to conduct the triennial performance audit.

III. Fiscal Impact:

None. Included in the 2017-18 MCTC Overall Work Program and Budget.

MEMORANDUM

ITEM IX-A

DATE: November 15, 2017
TO: MCTC Policy Board sitting as the Madera County 2006 Transportation Commission
FROM: Sandy Ebersole, Grants Analyst
RE: Citizens' Oversight Committee, Appoint members – ITEM IX-A

I. Requested Action:

Appoint representative of Supervisorial District 2 to the Citizens' Oversight Committee

II. Summary:

The Citizens' Oversight Committee currently a vacancy in Supervisorial District 2. Staff has received an application for the vacancy.

IV. Fiscal Impact:

No fiscal impact to the MCTC Overall Work Program and Budget.

Citizen Oversight Committee Application

The Madera County Transportation Authority (MCTA) maintains a standing Citizen Oversight Committee to provide citizen perspective, participation and involvement in the MCTA's \$213 million voter-approved Measure T Investment Plan. The Committee is comprised of seven members: five represent each of the Madera County supervisorial districts in addition to two "at-large" members.

COC members are appointed to serve for a four-year term without compensation. No member may serve for more than eight years. Meetings will be held at the MCTA office at 2001 Howard Road, Suite 201, Madera, CA.

For further information regarding transportation projects and programs in Madera County, please visit the MCTA website at <http://www.maderactc.org>. To view the COC Charter and Bylaws, or to download the PDF file for this application, go to <http://www.maderactc.org/measure-t>.

Which supervisorial district do you live in? 1 2 3 4 5

(If uncertain, please see link below for a map of Districts)

<http://www.madera-county.com/index.php/current-supervisorial-district-map-2>

Name Emil H. Stagnaro

ADDRESS REDACTED

Briefly describe your interest in serving on the Measure “T” Citizens Oversight Committee.

Bring someone from Chowchilla onto the committee who has transportation experience.

List and briefly describe any participation in volunteer, community or professional organizations that are relevant to your candidacy for the Citizens Oversight Committee.

- 1-member of:
 - 1-local senior club
 - 2-heritage committee
 - 3-CUSD measure "J" citizens oversight committee

2-attend most functions regarding Chowchilla including council meetings and various meetings seeking public input.

Other comments:

A brief resume is attached.

I have sufficient time to devote to this responsibility and will attend the required meetings if appointed to the Citizens Oversight Committee.

Applicant's
Signature



Date

10/31/2017

Hi:

My name is Emil Stagnaro. a resident and former business owner in Chowchilla for over 30 years.

I feel my qualifications to address this issue comes from being a professional in the transportation field for over 20 years at every level of the operations and business aspects in both the private and public sectors as follows:

1: Employed over 18 years for Greyhound bus lines starting as an operations supervisor trainee, operations supervisor at various locations in California, assistant district manager for the Fresno district which covered the area from Modesto to Bakersfield and over to Los Banos. I was then promoted to manager of the Fresno bus terminal overseeing a facility employing about 60 and assisting with supervision of over 100 drivers.

2: Worked 28 months for a management team hired by Saudi Arabian Public Transportation Corp to install from scratch a bus system similar to Greyhound and Trailways. My first position was to do all the initial scheduling for all operations within the kingdom. I was then promoted to be the director in charge all terminal operations in the country.

3: Was then hired by Mt Mikes Pizza franchise corp. as special assistant to the owner/president to find and assess locations that fit into our business model. This is what led to me coming to Chowchilla.

4: Over 20 years delivering pizza all over Madera county west of Hiway 41.

MEMORANDUM

ITEM IX-B

DATE: November 22, 2017
TO: MCTC Policy Board sitting as the Madera County 2006 Transportation Authority
FROM: Troy McNeil, Fiscal Supervisor
RE: Local Partnership Program – ITEM IX-B

I. Requested Action:

Approve proposed policies for the formula shares of the Local Partnership Program and direct staff to work with local agency staff to determine the project list that is to be submitted to the Commission

II. Summary:

The Road Repair and Accountability Act of 2017 (Senate Bill [SB] 1,) created the Local Partnership Program and continuously appropriates two hundred million dollars (\$200,000,000) annually to be allocated by the California Transportation Commission (Commission) to local or regional transportation agencies that have sought and received voter approval of taxes or that have imposed fees, which taxes or fees are dedicated solely for transportation improvements.

The objective of the Local Partnership Program is to reward counties, cities, districts, and regional transportation agencies in which voters have approved fees or taxes solely dedicated to transportation improvements or that have enacted fees solely dedicated to transportation [based on Government Code Section 8879.66(b)(1)]. Consistent with the intent behind SB 1, the Commission intends this program to balance the need to direct increased revenue to the state's highest transportation needs while fairly distributing the economic impact of increased funding [SB 1 section 1(l)].

Jurisdictions with voter approved taxes, tolls, and fees will be eligible for a formulaic distribution of funds if the taxes, tolls, or fees are dedicated solely to transportation. The initial cycle of the formulaic program will cover 2017-18 and 2018-19, with annual programming cycles thereafter.

MCTC staff met with staff from the City of Madera, City of Chowchilla, and the County of Madera to discuss how the formula funds should be distributed in our region. As a result of these discussions, MCTC staff is proposing the following policies for the formula shares of the Local Partnership Program:

- *Program formula allocations for construction phase only
- *Certify that match required is available and on hand
- *Certify that the implementing agency will receive allocation from CTC and begin delivery in the year the funds are programmed
- *Implementing agency will be responsible for all reporting requirements

- *MCTC staff will monitor future allocations and ensure fair-share allocations to each agency over a 5 year period
- *Implementing agency will advertise project as a SB 1 and Measure T project
- *Implementing agency will add project to the SB 1 map and include picture
- *County of Madera will receive priority for the Competitive grant submittals for this initial cycle

A project list will need to be submitted by December 15th to the Commission. MCTC staff will work with local agency staff to determine the project list.

III. Fiscal Impact:

No fiscal impact to the MCTC Overall Work Program and Budget